

Bringing in household waste

Where to apply Waste Reception Call Center TEL 050-3033-8229

Contact information Environmental Facility Management Division (for inquiries concerning the reservation system) TEL 048-829-1343

Direct drop-offs of garbage are on a reservations-only basis.

Garbage can only be brought in during the morning on Saturdays, and cannot be brought in on Sundays.

Concerning the reservation system for bringing in garbage

Due to the increase in the number of items brought directly to waste disposal facilities, surrounding roads are becoming congested which is disrupting the lives of residents, hence prior reservation is required when bringing items directly to each waste disposal facility.

1 Apply for a reservation by calling the Waste Reception Call Center

Where to apply Online reservation <https://city-saitama-gomi-mochikomi.revn.jp/>



Waste Reception Call Center (for reservations only) TEL 050-3033-8229

Monday to Friday 8:30~17:00 (Closed on Saturdays, Sundays, holidays, and from December 30 to January 3)

1 Garbage type 2 Telephone Number 3 Name, address 4 Desired date for bringing in waste 5 Please give the name of the garbage disposal facility where you plan to bring your garbage.

- * There is a limit to the number of reservations that can be made per day. **Same-day reservation is not possible**, but reservations can be made up to one month in advance.
- * Each household is limited to one reservation, and the next reservation cannot be made until drop-offs are completed on the reserved day.
- * For one reservation, one car is allowed for one delivery.
- * Those with hearing or speech disabilities can bring in the garbage without a reservation after presenting a certificate at the time of delivery.

2 Keep the reservation number

When applying for a reservation, the reservation number will be given which will be needed during reception on the day of delivery, so it is advised to take notes.

3 Bring in the garbage on the reserved date

- Confirm the reservation number during reception at the waste disposal facility.
- * Please contact the Environmental Facilities Management Division for details regarding the reservations-only system (Tel: 048-829-1343).

Contact information list

April 1, 2025

Concerning the individual curbside collection of large-sized waste	Large-sized Waste Reception Center (for reservations only)		TEL 048-878-0053 Please make sure to dial the correct telephone number.	
Concerning the reservation for bringing in garbage	Waste Reception Call Center (for reservations only)		TEL 050-3033-8229	
Concerning the sorting of waste Concerning collected / uncollected waste Concerning waste reduction, and recycling awareness	Waste Management Division	6-4-4 Tokiwa, Urawa-Ward	TEL 048-829-1336	FAX 829-1991
Concerning the sorting of waste Concerning waste collection / collection stations Concerning fureai (rapport) collection [Area Sanitation Office] (See pages 18 and 19 for the office-in charge of each district.)	Western Area Sanitation Office	52-1 Horai, Nishi Ward	TEL 048-623-3899	FAX 622-9144
	Eastern Area Sanitation Office	317 Osaki, Midori Ward	TEL 048-878-0956	FAX 878-0960
Concerning the direct delivery of household waste to a disposal facility [garbage disposal facility] * Refer to page 9 regarding the time to bring in waste. * Only burnable wastes can be brought directly to the Seibu Environmental Center.	Western Area Environmental Center	52-1 Horai, Nishi Ward	TEL 048-623-4100	FAX 622-5353
	Clean Center Osaki	317 Osaki, Midori Ward	TEL 048-878-0989	FAX 878-0959
	Sakura Environmental Center	4-2-1 Shibiraki, Sakura Ward	TEL 048-710-6010	FAX 838-5310
	Minuma Environmental Center	626-1 Hizako, Minuma-ku	TEL 048-795-6350	FAX 795-6351
Concerning the sorting of waste [Daily Life Support Office]	Daily Life Support Office, Nishi Ward Office	3-4-2 Nishi-Omiya, Nishi Ward	TEL 048-620-2627	FAX 620-2762
	Daily Life Support Office, Kita Ward Office	1-852-1 Miyahara-cho, Kita Ward	TEL 048-669-6027	FAX 669-6162
	Daily Life Support Office, Omiya Ward Office	1-124-1 Kishiki-cho, Omiya Ward	TEL 048-646-3027	FAX 646-3162
	Daily Life Support Office, Minuma Ward Office	12-36 Horisaki-cho, Minuma Ward	TEL 048-681-6027	FAX 681-6162
	Daily Life Support Office, Chuo Ward Office	5-7-10 Shimo-ochiai, Chuo Ward	TEL 048-840-6027	FAX 840-6162
	Daily Life Support Office, Sakura Ward Office	4-3-1 Dojo, Sakura Ward	TEL 048-856-6136	FAX 856-6273
	Daily Life Support Office, Urawa Ward Office	6-4-4 Tokiwa, Urawa Ward	TEL 048-829-6052	FAX 829-6231
	Daily Life Support Office, Minami Ward Office	7-20-1 Bessho, Minami Ward	TEL 048-844-7137	FAX 844-7270
	Daily Life Support Office, Midori Ward Office	975-1 Nakao, Midori Ward	TEL 048-712-1137	FAX 712-1272
	Daily Life Support Office, Iwatsuki Ward Office	3-2-5 Honcho, Iwatsuki Ward	TEL 048-790-0128	FAX 790-0262
Concerning waste reduction, and recycling awareness	Waste Reduction and Recycling Policy Division	6-4-4 Tokiwa, Urawa Ward	TEL 048-829-1338	FAX 829-1991

Published by Waste Management Division TEL 048-829-1336 FAX 829-1991

Foreign language manuals and garbage sorting apps
(English, Chinese, Korean, Vietnamese, Portuguese) are also available.

Manual on how to dispose of household waste

Saitama City

Fiscal Year 2025 Edition

Please use the latest edition

Mobile batteries must not be disposed of at collection stations, and should be placed in battery collection boxes installed in public facilities, etc.
(in order to prevent fires)

Please use the Garbage Sorting App!

Saitama City Garbage Sorting App

検索



iOS version



Android version

* English, Chinese, Korean, Vietnamese, and Portuguese are also supported.

* A browser version of the Garbage Sorting Dictionary is also available.

The method of disposal for Type-1 Recyclable Resources has changed since October 2024.



Saitama City Environmental mascot,

Sai-chan

Named after the word "sai" in Saitama City and "sai" from the word sai-riyou (re-use)

Year-end and New Year holidays garbage collection

No collection will be done from January 1 up to January 3. Otherwise, the collection will be done as usual.

Kind	Collection day	Last day	Start date	Kind	Collection day	Last day	Start date
Burnable Waste	Monday, Thursday	12/29 (Monday)	1/5 (Monday)	Unburnable Waste	—	Collection day for each district until December 31 (Wednesday)	Collection day for each district from January 5 (Monday) onwards
	Tuesday, Friday	12/30 (Tuesday)	1/6 (Tuesday)	Harmful and Dangerous Waste			
	Wednesday, Saturday	12/31 (Wednesday)	1/7 (Wednesday)	Recyclable Resources Type 1, 2			

Garbage Collection Day Entry field

Please see the "Collection Day List" on pages 18 and 19.

Recyclable Resources Type-1 (see page 6)	Transparent bag for each type	Every <input type="text"/> (day of the week)
Recyclable Resources Type-2 (see page 7)	Tie each type with a string, etc.	
Harmful and Dangerous Waste (see page 7)	Transparent bag for each type	Every <input type="text"/> (day of the week)
Unburnable Waste (see page 8)	Transparent bag	
Burnable Waste (see page 8)	Transparent or semi-transparent bag	Every <input type="text"/> <input type="text"/> (day of the week)

It should be put it out by 8:30 a.m. on the day of collection, or by 5:30 a.m. in districts that collect burnable waste early in the morning (time designated by the local community).

Business-related waste, including waste coming out of individual business or group activities, cannot be disposed of at collection stations for household waste.

There may be changes in the information regarding business operators, etc., as well as revisions in the written items. Please check the latest information using the QR code.



2	Let's make it together Meguru-machi Recycling City "Saitama"
4	Recycling of recyclable resources
6	How to dispose of garbage that can be put out at collection stations
7	Recyclable Resources Type-1
7	Recyclable Resources Type-2
7	Harmful and Dangerous Waste
8	Unburnable waste
8	Burnable waste
9	Large-sized waste Bring directly, Individual curbside collection
10	Items subject to the Home Appliance Recycling Law (TV, Air conditioners, refrigerators, etc.)
10	Fire extinguishers Personal computers How to dispose of motorcycles (When making reservations, collect or dispose of)
12	Small household appliances
13	information
14	Garbage Sorting Quick Reference Chart
18	Garbage Collection Day List by Districts

Let's make it together

Meguru-machi

Recycling City

"Saitama"

Regarding the changes made to the Sanitation Center direct drop-off system

● Garbage disposal fees have been revised

20 yen / 10kg
(free for items less than 100kg)



100 yen / 10kg
(free for items 10kg or less)

* A separate consumption tax amount equivalent to 10% (rounded down to the nearest 10 yen) will be added to the fee.
* If the weight exceeds 10kg, a processing fee will be charged from the first 10kg.

*The fee will gradually change to 180 yen/10kg from January 2026, and 240 yen/10kg from January 2027.

● The service is on a reservations-only basis

Please make the reservation by 5 pm on the day before the drop-off date

[Garbage drop-off call center]

050-3033-8229 (Monday-Friday 8:30-17:00, closed Saturdays, Sundays, holidays, and from December 30 to January 3)

[Garbage drop-off online reservation]

<https://city-saitama-gomi-mochikomi.rev.jp/> (access may also be done using the QR code on the right)



How to put out Type 1 recyclable resources

● Please put out all Type 1 recyclable resources (bottles, cans, PET bottles, plastic containers and packaging) in **transparent bags**.

○ Transparent bags

* Garbage bags that are clear where text inside can be read from outside when placed 10cm away from inside the bag.

Garbage bags



✗ Non-transparent bags

* Garbage bags that are not clear where text inside cannot be read from outside when placed 10cm away from inside the bag.

Garbage bags



Home appliances, knives, etc., mistakenly placed inside can lead to fires or injuries to workers! Accidents can be prevented by being able to see what's inside!

● Please put out plastic containers and packaging other than those used for food as Type 1 Recyclable Resources.

Item examples:



Items with "plastic mark"

Shampoo bottles



Detergent containers




Refillable containers



Items smaller than 30cm

Packaging materials



Click here for details



Only **burnable waste** can be disposed of in semi-transparent bags.

Please switch to using **transparent bags** as soon as possible if currently using semi-transparent bags for unburnable waste, harmful and dangerous waste, or Type 1 recyclable resources.

Current amount of waste and reduction target

Saitama City generated **471 grams** of household waste per person per day in year 2023. A goal has been set to reduce this to **456 grams** by the end of 2027.

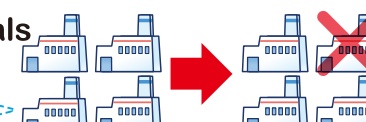
● Amount of garbage produced by one person per day (excluding recyclables)



● Why should waste be reduced?

① Area Environmentals can be reduced

Reduce operating costs!



② The final disposal site can be used for a long time



Dispose of Hypodermic Needle used at home to a medical institution



Please return Hypodermic Needle used at home for administering insulin, etc., to a regularly visited medical institution (hospital, clinic, or pharmacy).

Due to wrong sorting of garbage

Fire breaks out from spray cans, lithium-ion batteries, etc.!



Fire on garbage collection vehicle



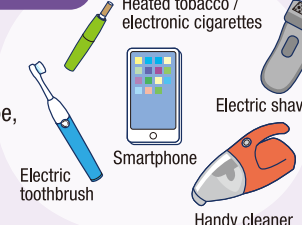
Fires can occur in collection vehicles and crushing facilities. If a crushing facility were damaged, not only would the processing stop, it would also cost a lot to restore the facility.

The fire that occurred at the Sakura Environmental Center in April 2023 cost 30 million yen to restore.

Garbage collection trucks are also expensive, costing around 20 million yen for each unit.

Proper way to put out "batteries"

Remove rechargeable batteries such as lithium-ion batteries, etc., built into small household appliances, insulate them with tape, and place them in the "battery collection box" (see page 12).



* Please put household appliances with batteries removed into the "collection box for small household appliances" next to the "battery collection box" (see page 12). If unable to remove, place the item as it is inside the "collection box for small household appliances". Bring it to the facility if it does not fit in.

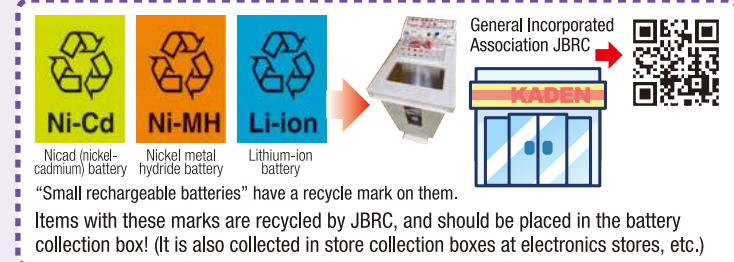
Proper way to dispose of "spray cans"

● Proper way of disposing

On disposal day for Harmful and Dangerous Waste (see page 7), write "**Nakami ari**" (with contents) and put out separately from empty items.



In order to prevent fire accidents, dispose of items in transparent bags which makes it easy to see the contents. Furthermore, exposure to direct sunlight should be avoided as much as possible as it can be a cause of accidents.



How to dispose of waste to prevent the spread of COVID-19 infection

Be mindful of the following in order to prevent the spread of COVID-19 infection.

How to dispose of waste

① When taking out the garbage, make sure to tie it up tightly!

If it is not tied up, garbage will get scattered and the virus will spread easily. Tie the bags tightly to control the spread! Put out used masks together with burnable waste.



② Wash both hands thoroughly after taking out the garbage!

The virus may also stick to the hands after taking out the garbage. Wash both hands to wash away the virus!



Recycling of recyclable resources from households

Recycling of
recyclable
resources

Recyclable Resources Type-1

(bottles, cans, PET bottles, food packaging plastic)



How to dispose
of from home

Place each type in a separate transparent or semi-transparent garbage bag and take it out to the collection station on the day of the week determined for each district.

It will then be transported to the recycling facility.

After delivery, recyclables undergo intermediate processing as follows for each type.

Processing at the recycling facility

Bottle (cullet)



Non-recyclable items (foreign matter) are removed and sorted by color (white, brown, other colors).



White cullet



Brown cullet



Other colors of cullet

Sale and
recycling
consignment

Recycled products transformed at production plants

Items recycled from bottles (cullet)



Various bottles



Asphalt pavement



Residential insulation (glass wool)

● Why are they sorted by color?
Sorting by color helps to transform items as recycled products more efficiently. For example, most white and brown bottles are recycled into bottles again. Other colored bottles are often transformed as other products besides bottles.

*The above is an example of recycled products.

Sale

Cans

Non-recyclable items (foreign matter) are removed, sorted into steel cans and aluminum cans, and then pressed (compressed).



Sale and
recycling
consignment

PET bottle

Items with the ♻️ mark that cannot be recycled (foreign matter) are removed and baled (compressed, packed).



In some districts, they are collected in the same collection vehicle as food packaging plastics, but they are baled (compressed, packed) by type at recycling facilities, so when putting out from households, it is requested to place them in separate transparent bags.

*Lids are also recycled.

Plastic containers and packaging

Items with the ♻️ mark that cannot be recycled (foreign matter) are removed and baled (compressed, packed).




In some districts, they are collected in the same collection vehicle as PET bottles, but they are baled (compressed, packed) by type at recycling facilities, so when putting out from households, it is requested to place them in separate transparent bags.

Recycling
consignment

Recycled plastic containers and packaging



Egg pack



Braille blocks



Manhole cover

Aside from the above, it can also be recycled as chemical raw material, such as ammonia, methanol, etc., or as fuel through the process of gasification.

*The above is an example of recycled products.

Recyclable Resources Type-2

(used paper, fabrics)



How to dispose
of from home

Tie each type with a string, etc., and take it out to the collection station on the day of the week determined for each district.

Collected used paper and fabrics are brought directly to a wholesaler for sale.

Work at a used paper wholesaler

Used paper

Items that cannot be recycled due to dirt, etc., are removed and packed according to type (newspapers, magazines, other paper, cardboard, milk cartons).

If it rains on collection day, put it out next time.



Recycle
(Recycling)

Recycled products transformed at paper factories



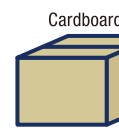
Newspaper



Magazines / picture books



Toilet paper



Cardboard

Newspapers are transformed as newspapers, magazines, etc., magazines and other paper are transformed as magazines, sweets and cake boxes, etc., cardboard are transformed as toilet paper, tissue paper, etc.

*The above is an example of recycled products.

Work at a fabrics wholesaler

Fabrics

Items that cannot be reused or recycled due to dirt, etc. are removed and packed.

If it rains on collection day, put it out next time.



Recycle
(Recycling)

Recycled products transformed at a fabrics factory



Waste cloth (cleaning rag)

Used shirts and towels have good permeability, so they can be transformed and used as waste cloths or cleaning rags for wiping machine oil, etc., or as felt for automotive insulation.

Second-hand clothing stores, etc.



Jeans



Suits



Sweatshirts

These items are recycled domestically or exported for reuse mainly to Southeast Asian countries.

*The above is an example of recycled products.

Small household appliances

How to dispose

Put them out in collection boxes installed in 54 locations around the city. Items that do not fit into the boxes can be taken directly to any waste disposal facility except for the Seibu Environmental Center.

*Remove removable batteries and place them in the battery collection box.

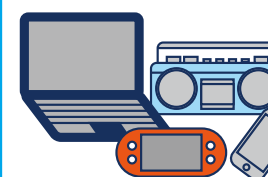
Collected small household appliances will be handed over to a government-approved contractor for pulverization and recycling.

Processing at recycling facilities

Small household appliances

Collected small household appliances are pulverized into small pieces, and valuable metals such as gold, silver, and copper are extracted.

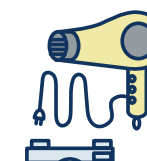
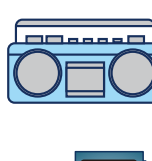
*Everything is grinded, and nothing is reused.



Extracted metal

Recycle
(Recycling)

Recycled products transformed at production plants



Extracted metal is used as material for new products.

*The above is an example of recycled products.

Recycling of
recyclable
resources

How to dispose of garbage that can be put out at collection stations

Each type of waste is collected by a separate collection vehicle, so the collection time varies, but it should be put out by **8:30 a.m.** on the day of collection, or by **5:30 a.m.** in districts that collect burnable waste early in the morning (time designated by the local community).


See pages 18 and 19 for collection days by district.

Recyclable Resources Type-1


Every (day of the week)

Transparent bag for each type

Bottles



- 1 Remove the lid
- 2 Rinse the inside
- 3 Place in a transparent bag



* See below for how to dispose of lids.


Cannot be put out as bottle



* Dispose of as is if the label cannot be removed.

Put out with unburnable waste

Cans



- 1 Remove the lid
- 2 Rinse the inside
- 3 Place in a transparent bag



* See below for how to dispose of lids.


Cannot be put out as can




Put out with Harmful and Dangerous Waste

Put out with unburnable waste

PET bottle



- 1 Remove the lid and label
- 2 Rinse the inside
- 3 Place in a transparent bag



* See below for how to dispose of lids.
* Make sure to remove the label from plastic bottles and place them in plastic containers and packaging.

Cannot be put out as PET bottle



Put out with burnable waste

To medical institutions, etc. (see page 11)

Plastic containers and packaging

- Plastic containers and packaging with the "♻️" mark.
- To prevent waste of water resources at home, rinse lightly to remove dirt. There is no need to use detergents.



Examples

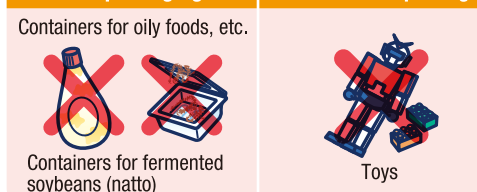
These are collected at some places like supermarkets, etc.

Do not double bag.


* Put out items over 30cm with burnable wastes
* Please remove the labels from plastic packaging. Dispose of as is if labels cannot be removed

Cannot be disposed of as plastic containers and packaging

Soiled plastic containers and packaging



Plastic items that are not containers and packaging



Put out with burnable waste

Put out in battery collection box, etc. (see page 12)

* How to dispose of lids



Recyclable Resources Type-1 Recyclable Resources Type-2 Harmful and Dangerous Waste Unburnable waste Burnable waste

Recyclable Resources Type-2

Every (day of the week)

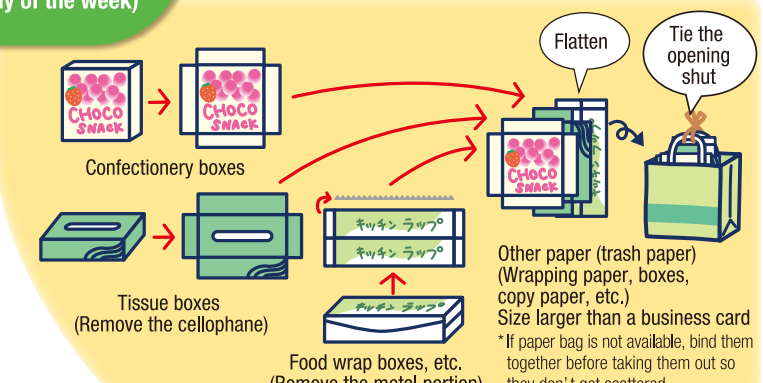
Fold each type and tie with a string, etc.



Old paper



Cardboard (90 cm or above can also be taken out) (Please fold the boxes, and don't leave as is)



Flatten Tie the opening shut
Other paper (trash paper) (Wrapping paper, boxes, copy paper, etc.) Size larger than a business card
*If paper bag is not available, bind them together before taking them out so they don't get scattered.

* Items cannot be recycled when they are wet, so when it is raining put them out on the next collection day.
* Strong-smelling items, receipts (thermal paper), shipping labels (carbon paper), crimped postcards, photographs, stickers, silver-foiled paper as well as paper cups (waterproofed paper), heavily soiled items, etc., should be put out with burnable waste.
* Due to conditions at the recycling facilities, please avoid using plastic bags.

Fabrics

Examples



Old clothes, old cloth, old towels, towel blankets, blankets, curtains, suits, coats, jackets, sweaters, etc.
* Items containing feathers, wool, cotton, gel, etc., as well as heavily soiled items should be put out with burnable waste
* In order to prevent used paper from being taken away without permission, some areas have collection twice, once in the morning and once during the day. Items put out before 8:30 AM on the day of collection will be collected.
* Please do not remove buttons or fasteners as these will be reused.
* Put items in a transparent bag when placing them on wet ground.

Harmful and Dangerous Waste

Every (day of the week)

For each type transparent bag



Frequent explosions have occurred in collection vehicles due to lighters, spray cans, etc. being mixed with unburnable waste. Make sure to put the following types of garbage in separate transparent bags and away from unburnable waste, before putting them out at the collection station.
● Fluorescent tubes ● Batteries ● Spray cans / cartridge cylinders ● Mercury thermometers ● Lighters

Use up all contents

This is dangerous!

No need to drill holes

* If unable to use up all the contents and cannot avoid leaving some amount inside, attach a sticker that says "nakami ari" (with contents), separate from the empty ones, and keep out of direct sunlight.

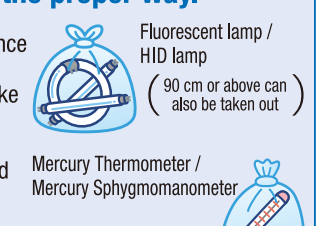
Insulate batteries by putting tape etc., on the electrodes at the ends.



Items containing mercury

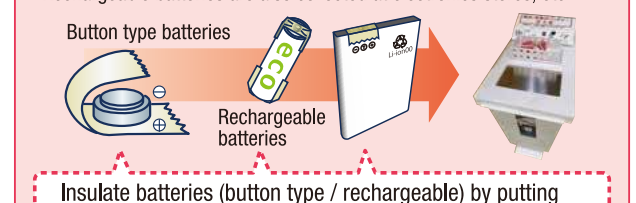
Dispose of harmful and dangerous waste containing mercury in the proper way.

Mercury is a highly toxic substance that can seriously affect human health and the environment. Make sure to dispose of mercury-containing waste that is no longer needed at home as "Harmful and Dangerous Waste" in the proper way and on the designated day.



The following batteries cannot be put out at the collection station

Put out batteries (button and rechargeable types) in the battery collection box (P12).
* Rechargeable batteries are also collected at electronics stores, etc.



Insulate batteries (button type / rechargeable) by putting tape etc., on the electrodes at the ends.

Unburnable waste

Cannot be put out

Every

(day of the week)

Transparent bag



Put out with Harmful and Dangerous Waste

Examples



Lithium-ion batteries and home appliance batteries
* Do not dispose of as unburnable waste in order to prevent fires.
* Remove the batteries from vacuum cleaners, etc., and place them in the battery collection box. The device itself should be put out with unburnable waste.



Put out in battery collection boxes (see page 12) or at electronics stores, etc.



They are also collected as small household appliances (see page 12).

* Collection cannot be made for 4 home appliance recycling items (TVs, air conditioners, washing machines / clothes dryers, freezers / refrigerators) and personal computers (See pages 10, 11).
* Remove the kerosene from the kerosene stove (Also remove the kerosene remaining in the main unit).
* Remove the contents of bottles and cans.
* **Make sure to remove batteries** from products that use batteries in order prevent fires.
* If the item is too large to fit in the bag, stick a sign on it that says "Unburnable Waste"

► Household appliances within 30cm x 15cm are also collected in collection boxes. (See P12)

Frequent explosions have occurred in collection vehicles due to lighters, spray cans, lithium-ion batteries, etc., being mixed with unburnable waste.

Burnable waste

Every

(day of the week)

Transparent bag or semi-transparent bag

Examples



* Attach a note saying "Toge Chuui" (beware of thorns) before disposing of branches with thorns, such as rose bush branches, etc., as they can injure workers.
* To avoid polluting rivers, food scraps and leftovers should be collected and tied up in a triangular corner fashion, and tempura oil should be soaked up in paper or solidified with a solidifying agent before putting out with burnable waste.
* Liquid (liquified) items cannot be put out. Disposal methods differ depending on the type, so please check the "Garbage Sorting Quick Reference Chart" on pages 14-17.

Items that cannot be put out at collection stations

Garbage measuring 90 cm or more	Please refer to page 9 "Large-sized waste / Specially designated items that are difficult to dispose of properly".
One-time large amounts of waste due to moving places	Either take the garbage directly to a waste disposal facility or ask a waste collection company to collect it. The city will assist in introducing to a suitable company. Confirmation can also be made using the city's website. (From the top page, search for "List of authorized general waste collection and transport companies")
Items subject to the Home Appliance Recycling Law	Please refer to pages 10 and 11, "Items subject to the Home Appliance Recycling Law".
Waste from work and other business	Dispose of by referring to "Saitama City Business Waste Disposal Guide". Garbage generated in the course of business activities such as work is to be disposed of by the business operator.

Garbage that cannot be collected will be marked with a red sticker. Please check the reason why it was checked and take the necessary action.

* Leaving them unattended will inconvenience other collection station users, so make sure to dispose of it properly.

How to dispose of waste that cannot be put out at collection stations

Large-sized waste Waste with a maximum side or diameter of 90 cm or more and less than 2 m in length

Specially designated items that are difficult to dispose of properly

Items that cannot be processed at city processing facilities
Excluding "Items that cannot be collected or processed by the city" on pages 10 and 11

Bring directly to a garbage disposal facility

Reservations-only basis

Cash payment

The person disposing of items should come directly to the facility.
* Please bring identification documents as proof of residence in Saitama City (Health Insurance Card, My Number Card, etc.).

Processing fees for large-sized waste

until December 2025	from January 2026	from January 2027
100yen/10kg	180yen/10kg	240yen/10kg

* A separate consumption tax amount equivalent to 10% (rounded down to the nearest 10 yen) will be added to the fee.
* Free for items under 10kg. If it exceeds 10kg, a processing fee will be charged from the first 10kg.
* Some items cannot be accepted (see pages 10 and 11, "Items that cannot be collected or processed by the city"). Depending on the item, there is a limit to the number of items that can be accepted at one time. Please contact the processing facility in advance.
* Garbage brought in that is not sorted may not be accepted.
* The fee is calculated based on the weight calculated by the facility.
* Recycling for wood wastes and grass brought in will be started.
* Please use a vehicle to ensure safety when bringing garbage directly to the facility.
* Only burnable waste can be brought directly to the Seibu Environmental Center.
► For the garbage disposal facility's contact information, please refer to "Notes about bringing in household waste directly" at the back cover.

Time for bringing in garbage: Monday to Friday 8:30-12:00 / 13:00-16:30
Saturday 8:30-12:00

Where to apply Waste Reception Call Center (for reservations only) TEL 050-3033-8229

Monday to Friday, 8:30-17:00 (Closed on Saturdays, Sundays, holidays, and from December 30 to January 3) See back cover for more details.
Online reservation ► <https://city-saitama-gomi-mochikomi.revn.jp/>
Reception hours: 24 hours a day, every day (except when conducting maintenance)
* Reservations cannot be made on the day of delivery.
* Please make reservations by 5:00 p.m. the day before.

Disposal fee for specially designated items that are difficult to dispose of properly

There is no size limit for specially designated items that are difficult to dispose of properly.

Item	Disposal fee
Mattress with springs	1,650yen
Sofa with springs (seating for two or more people) one-piece non-detachable type	1,650yen
Sofa with springs (seating for one person)	550yen
Supporting frame for clothesline poles (with concrete base; one frame)	550yen
Car battery	550yen
Tire (one tire) A wheel with a tire is treated as one item	550yen
Rim (one rim) A wheel with a tire is treated as one item	550yen

* Mattresses and sofas will still be considered as one item even if disassembled with only the springs remaining.

Individual curbside collection

On a reservation basis Payment with fee coupons (fees are charged)

* Refer to page 10 for items subject to the Home Appliance Recycling Law. See page 11 for computers.
* In addition to the "Items that cannot be collected or processed by the city" on pages 10 and 11, there are items that cannot be collected by individual curbside collection, such as garden trees, felled trees, etc.
* Only household waste can be taken out. Commercial waste are not accepted.

Disposal fee for large-sized waste, etc.

Waste with a maximum side or diameter of 90 cm or more and less than 2 m in length
550 yen per item

1 Measure the size of item (height, length, width) for disposal

Check the number of items when putting out multiple items.
Check for springs in sofas, etc.
Make sure to measure the items before applying.

2 Application for collection can be made online or by calling the Large-sized Waste Reception Center

How to apply by phone 1 Garbage type and size 2 Quantity (up to 4 at a time) 3 Telephone number 4 Name 5 Give your address.

* Collection may take about a month, so it is advised to apply early. * As a general rule, the applicant and his/her relatives must make the application.

3 Pay the fee in advance and receive the "Saitama City Large-Sized Waste Disposal Fee Coupon" (sticker)

Concerning the Large-Sized Waste Disposal Fee Coupons

- After purchase, coupons cannot be reissued and refunds cannot be made.
- To prevent the illicit use of tickets, each ticket is designed to break if removed after it is put on an item of trash. Please note that damaged tickets cannot be used.
- When receiving the payment slip, make sure to check that the payment slip has a sales date.
- Keep the receipt in a safe place until collection is completed.

Stores handling waste disposal fee coupons (As of January 2025, in alphabetical order)

- Seicomart, 7-Eleven, Daily Yamazaki, Newdays (excluding those located inside the train station gates), Family Mart, Ministop, and Lawson stores within the city.
- * Coupons may not be available at some shops.
- Daily Life Support Office of each ward office, ward branch offices, and administrative service windows

4 Attach the "Saitama City Large-Sized Waste Disposal Fee Coupon" (sticker)

Fill in the blank area on the coupon with the collection date, reception number, and type of waste. Put the ticket on each item of large-sized waste so it is clearly visible (See the back of the coupon for more details.). * If the payment ticket sticker peels off easily, reinforce the area around the sticker with duct tape, etc.

5 Take out large-sized waste on the specified collection date

Take the items for disposal to the designated location no later than 8:30 a.m. on collection day. You are not required to be present at the time of collection. Collection is not done indoors (inside the building in the case of an apartment complex) or in areas other than one's home (company, store, rental box, etc.).

- Prior notification is required for any changes at least 3 business days before the specified collection date (It may not be possible to add or change items at the time of collection).
- Those who wish to have more than one item for collection should make a reservation for collection again after the collection is completed.
- Cancellations on the day of collection are not accepted.
- Only household waste is collected. *One reservation per household (up to 4). *For one-time large amounts of waste due to moving, etc., see page 8.
- Collection will be conducted even on rainy days.

The collection time cannot be guaranteed.



Items that cannot be collected or processed by the city

Items subject to the Home Appliance Recycling Law

Applicable items


● TV (CRT, LCD, Plasma, Organic EL)



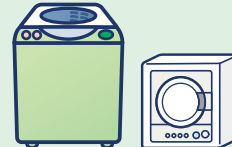
*Among LCD TVs and organic EL (Electro Luminescence) TVs, those that use primary batteries or storage batteries as a power source (e.g. portable LCD TVs) do not fall under the applicable equipment.
*There are also some products that do not fall under applicable equipments, such as rear-projection TVs, etc.

These items are designated by the Home Appliance Recycling Law (Effective April 1, 2001) to be ultimately returned to manufacturers for remerchandising and recycling.

● Air conditioners



● Washing machines and clothes dryers



● Refrigerators, freezers, wine cellars



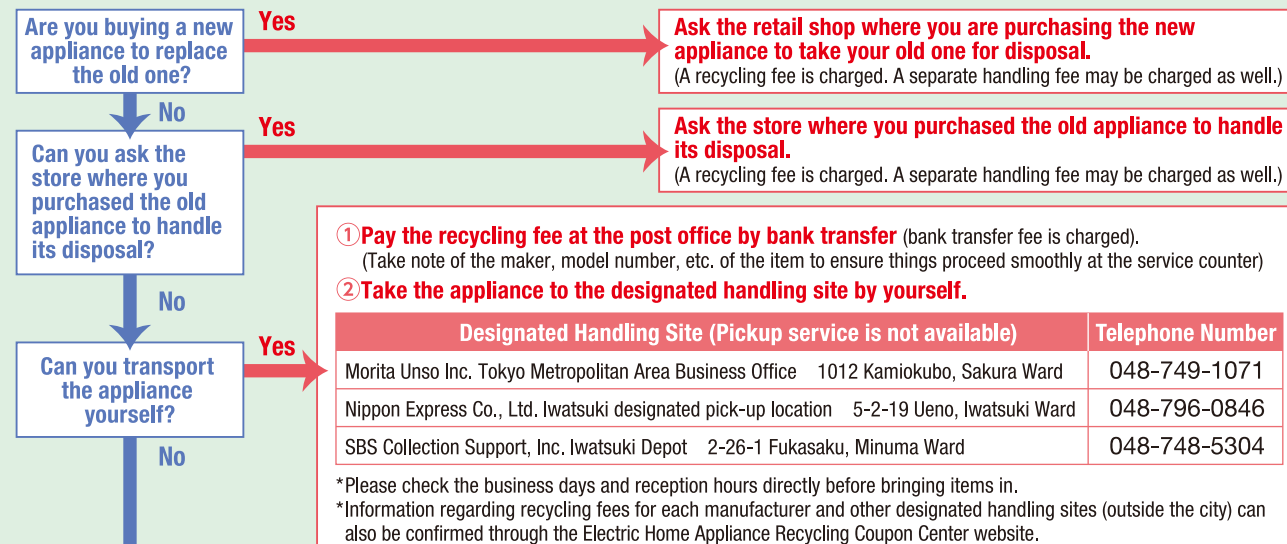
Concerning the recycling fee Home Appliance Recycling Coupon Center Reception hours: 9:00-18:00 (closed on Sundays and public holidays)
<https://www.rkc.aeha.or.jp/> Please contact **TEL No. 0120-319640.**

What is a recycling fee?

This is the cost for the manufacturer, etc., to recycle home appliances that they collect. Prices are set for each manufacturer. After confirming the manufacturer and the fee, **please pay using the designated form (Home Appliance Recycling Coupon) at the post office.** A separate transfer fee will be charged.

* Items subject to recycling may be added or recycling fees may change due to revisions to laws and regulations.

Disposal method



- ① **Pay the recycling fee at the post office by bank transfer** (bank transfer fee is charged). (Take note of the maker, model number, etc. of the item to ensure things proceed smoothly at the service counter)
- ② **Ask a licensed general waste collection and transport company to collect the old appliance**
- Confirmation can also be done through the Saitama City website. Please read the two-dimensional code on the right. (From the top page of the Saitama City website, search for "List of licensed general waste collection and transport company")
 - If it cannot be found on the website, contact the **Daily Life Support Office / Area Sanitation Office / Waste Management Division.**

* Collection and transportation costs (will vary depending on the licensed company) will be charged in addition to the recycling fee.



How to dispose of fire extinguishers (Put out spray fire extinguishers with Harmful and Dangerous Waste)

Due to the special high-pressure container structure of fire extinguishers, the city's handling facilities cannot process them. Application for disposal of used fire extinguishers can be made at a recycling service window after purchasing a recycling sticker or by bringing it directly to the counter.



For information about recycling service windows and how to purchase recycling stickers, consult with the Fire Extinguisher Recycling Promotion Center
<https://www.ferpc.jp/> TEL 03-5829-6773

How to dispose of personal computers

PC recycling by manufacturers

In principle, when purchasing a personal computer with the "PC Recycle" mark, the recycling fee is included in the price, and the manufacturer will handle its disposal for free.

For more details, consult with the **Personal Computer 3R Promotion Association**
<https://www.pc3r.jp/> / Tel: 03-5282-7685

*This may not apply to some products such as word processors, etc.

Collection of small household appliances by the city (free)

▶ See page 12

*Items are not collected at collection stations or from homes.

Home collection by a private company (free if the main unit is included)

▶ See page 12

*Data erasure service (for bootable personal computers only), and home collection service are also available.



Applicable items



● CRT display



● Desktop PC (main unit)

● Laptop computer



● LCD display

How to dispose of motorcycles

Domestic manufacturers, import companies and dealers work together to collect and recycle discarded motorcycles. Although no recycling fee is charged when using the Motorcycle Recycling System, a separate collection / transportation fee may be assessed depending on the place of disposal. For more details, call the

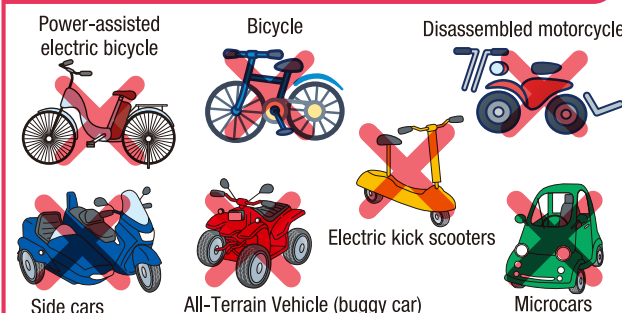
Motorcycle Recycling Call Center at Tel: 050-3000-0727 (9:30 - 17:00 / closed on Saturdays, Sundays, national holidays and year-end / New Year holidays).

Confirmation can also be done through the website (<https://www.jarc.or.jp/motorcycle/>).

*Even if dismantled by yourself, it will not be accepted by the city or the Motorcycle Recycling Call Center.



Items that are not eligible for motorcycle recycling



Items that are difficult to dispose of by crushing (for pianos, organs, and electronic organs, see page 14 and page 16)

For example : Engine equipment, mills, fireproof safes, drums, bathtubs, wire ropes, tree branches, roots, and trunks with a diameter of 10cm or more or a length of 90cm or more, solar panels, hydraulic jacks, car parts, stainless steel products such as sinks and range hoods, etc., enamel products, outdoor kerosene tanks, springs, electric pianos, oil heaters, etc.

Garbage that are difficult to dispose of by crushing

It may be processed by the licensed company below. Consult directly for more details. (Only those discharged from ordinary households)

▶ Also refer to the Garbage Sorting Quick Reference Chart on pages 14-17.

Licensed company: Taisei Co., Ltd. Tel: 048-685-8161 Address: 5 -12-1 Ohara, Urawa Ward, Saitama City
<https://u-taisei.co.jp/>



Other items that the city cannot collect or dispose of

Please consult with a retailer, manufacturer, or specialized dealer concerning items that cannot be collected or disposed of by the city.

- **Waste that can be explosive or flammable** 【Examples】 gas cylinders, petroleum / gasoline, mineral fuel such as kerosene, etc.
- **Hazardous waste** 【Example】 volatile oil, agricultural chemicals, powerful drugs, chemicals, etc.
- **Garbage that may carry risk of infection, such as medical injection needles** 【Example】 : Insulin injection needles, drip infusion needles for personal use, etc.
→ Return it to the medical institution (hospital, clinic, dispensing pharmacy) that issued the prescription.



*Disposing of the above three types of wastes at a household waste collection station can lead to serious accidents involving the lives of collection workers and disposal facility staff, so make sure to consult with the store, manufacturer, or specialized dealer.

Equipment containing Freon

● For items subject to the Home Appliance Recycling Law ▶ See Page 10.

● For garbage other than items subject to the Home Appliance Recycling Law ▶ Request collection from dealers, manufacturers, or the Saitama Prefecture Refrigeration and Air Conditioning Industry Association (Tel: 048-883-7075 <https://saireiko.or.jp/>) or bring it directly to the city's disposal facility along with a certificate showing that freon has been removed.

Garbage from business activities

Example: Garbage generated by offices, dealers, stores, factories, hospitals, collective housing management, individual businesses, various organizations, etc.

(For more details, visit the Saitama City website (<https://www.city.saitama.lg.jp/001/006/008/001/p002410.html>))

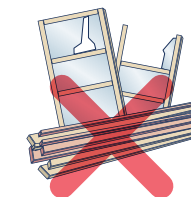
Wastes that comes with the demolition or renovation of houses, etc. by individuals, etc.

Examples: Soil, concrete, block walls, scrap wood, washbasins, toilet seats, doors (made of iron), plasterboards, etc.

Stones, soil, sand (for gardening, etc.)

● **Waste that is larger than the "large-sized waste" collected individually by the city (large waste with a maximum side or diameter of 2m or more)**

● **Waste items that cannot be collected or processed by the city**



Small household appliances and batteries are collected!

Items collected in the small household appliance collection box (yellow)

Household appliances and their accessories (including adapters, cords, etc.) that can be inserted into the “30cm x 15cm” slot.

* For rechargeable batteries such as lithium-ion batteries, etc., that are built into small household appliances, remove the batteries from the main unit, insulate them with tape, and put them in the “battery collection box” (white).



Items collected in the battery collection box (white)

Batteries (dry cell batteries, rechargeable batteries, button batteries) should be insulated with tape and placed in the battery collection box!

* If the rechargeable battery cannot be removed from the main unit, place the main unit in the “small household appliance collection box” (yellow). If it does not fit, please bring it to the facility as shown below.

Installation location of the collection box

The collection time is the same as the business hours of each facility.

Nishi Ward	● Nishi Ward Office ● Mamiya Community Center ● Seibu Cultural Center
Kita Ward	● Kita Library ● Omiya Seibu Library ● Osato Community Center ● Miyahara Community Hall ● Miyahara Community Center ● Tokyo Gas Lifeval Omiya, Omiya Store (Private)
Omiya Ward	● Omiya Ward Office ● Mihashi Community Center ● Onari Community Center ● Omiya Higashi Community Center ● Omiya Library ● Takahana Community Center
Minuma Ward	● Minuma Ward Office ● Haruno Library ● Higashi Omiya Community Center ● Nanasato Community Center ● Katayanagi Community Center ● Minuma Kenbunkan
Chuo Ward	● Chuo Ward Office ● Yono Library ● Yono Minami Library ● Nishi Yono Community Hall ● Suzuya Community Center ● Kamiochiai Community Center
Sakura Ward	● Sakura Ward Office ● Tajima Community Center ● Tsuchiai Branch ● Okubo Community Center
Urawa Ward	● Urawa Ward Office ● Central Library ● Kishicho Community Center ● Ryoke Community Center ● Urawa Minami Community Center ● Tokiwa Community Center
Minami Ward	● Minami Ward Office ● Minami Urawa Community Center ● Buzo Community Center ● Yada Community Center ● Nishi Urawa Community Center ● Mutsuji Community Center ● Zenmae Community Center ● Tokyo Gas Lifeval Urawa Musashi Urawa Store (Private)
Midori Ward	● Midori Ward Office ● Obusato Community Center ● Misono Community Hall ● Misono Community Center
Iwatsuki Ward	● Iwatsuki Ward Office ● Community Center Iwatsuki ● Iwatsuki Nanbu Community Center ● Fureai Plaza Iwatsuki ● Iwatsuki Honmaru Community Center

*To confirm the status of the facilities, please contact each facility.

*Collection boxes for small household appliances and batteries are designated for household wastes only. These cannot be used to put out wastes generated from business activities.

What if it doesn't fit in the collection box?

The collection time is the same as the business hours of each facility.

Small household appliances can be brought directly to the city's waste disposal facility. It is free of charge up to 10kg. If more than 10kg, a processing fee will be charged for the first 10kg.

[Items] Applicable items (no size restrictions) Examples: desktop computers, HDD recorders, CD players, battery-powered vacuum cleaners, etc.

*For other items, see the city's website (search for “small household appliances” on the top page).

[Location] City waste disposal facilities (excluding the Western Area Environmental Center) *See the back cover.

Home collection by a private contractor

ReNet Japan Recycle Co., Ltd., a nationally certified business operator which has a partnership agreement with the city of Saitama, provides collection of “PCs and small household appliances” using door-to-door courier service.

Individual collection through a courier service

After applying in advance, home collection will be done on the desired date and time (open all year round, at the earliest, the next day).

① Application

Apply from PC or smartphone

② Pack items

Any number of items can be placed as long as it fits in the box

③ Collect immediately

Collection on the desired date and time (the next day, at the earliest)

④ Payment method

- Credit card
- Bank Net payment
- Cash

* Pay the fee to the Sagawa Express driver at the time of collection.

1 box free of charge for collection of PC which includes the main unit
For monitors only, etc., which does not include the main unit and from the second box onwards, fees will apply.

Click here for details and application <https://www.renet.jp/> **ReNet Japan** **Search**

TEL0570-085-800

Telephone reception hours 10:00 to 17:00
(*Excluding year-end and New Year holidays)

Business operator certified by the Small Household Appliance Recycling Law
Minister of the Environment / Minister of Economy, Trade and Industry

ReNet Japan Co., Ltd.

Try using various systems!

About the fureai (rapport) collection system

Contact information

Area Sanitation Office in-charge: See back cover for contact information (See pages 18 and 19 for the office-in charge of each district.)

This is a system in which city officials visit homes to pick up garbage for people who cannot bring their own garbage to collection stations, such as seniors, people with disabilities, etc.

Applicable persons

- **Seniors:** Elderly people aged 65 and above who live alone.
- **Person with disability:** A person with a disability who lives alone.

* Family members living together with elderly or disabled persons are eligible if the family member is elderly or disabled and cannot dispose of the garbage to the collection station.

* This may not be applicable to those who have relatives, siblings, or children living nearby who can take out the garbage.

Collection method

- As a general rule, garbage is collected once a week from the front door, etc
- Burnable waste, unburnable waste, harmful and dangerous waste, and recyclables type 1 and 2 will be collected.
- Large-sized waste, and items subject to the Home Appliance Recycling Law (TVs, air conditioners, refrigerators / freezers, washing machines / dryers), as well as items that are difficult to dispose of at city facilities such as motorcycles, etc., and one-time large amounts of waste due to moving places, etc., **cannot be collected.**

Application method

- ① After consulting with the Area Sanitation Office in-charge, the person who will use the service or a proxy should submit the “Fureai (rapport) collection use application form”.
- ② A city official will visit the applicant's home to investigate the situation, and if the use is approved, collection will begin.

Regarding the matter of “reuse”, utilizing the services of private business operators

The city of Saitama is working with private business operators to promote the reuse of unwanted items. Users can search for stores or recipients of items using a smartphone or computer without incurring disposal fees.

Market Enterprise Co., Ltd.



No disposal fee

Since items are being transferred, disposal is free of charge, and no fees to JMTY as well.

Trading locally

In principle, no delivery procedures are required when dealing locally.

Same-day trading is possible

At the earliest, the transaction will be completed on the day of listing.

Click here for more details! ▶ <https://jmtty.jp/>

The website and app are available for use.



Jimoty, Co., Ltd.

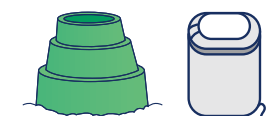
*The city cannot be held responsible for any problems that may arise from using both services, so please check the terms / conditions and precautions when using them.

Food waste disposal container, etc Concerning the Purchase Cost Subsidy System

Contact information

Waste Management Division
Business waste management section
TEL 048-829-1335

In order to compost or reduce the amount of food waste discharged from general households, part of the purchase costs will be subsidized for those who purchase food waste disposal containers, etc., within the fiscal year. Contact the Waste Management Division for details on how to apply, etc.



Concerning collection stations for household waste

Contact information

Area Sanitation Office in-charge or Household Waste Section / Waste Management Division
(See pages 18 and 19 for the offices in charge of each district.) See back cover for contact information

The installation (site selection) and management (cleaning, etc.) of household waste collection stations are the responsibility of everyone who uses them.

Collection time varies depending on traffic conditions. Please take out garbage to the designated collection station by **8:30 in the morning** (5:30 a.m. in districts that collect burnable waste early in the morning), following the sorting method and the type of bag to be used. Also, **make sure to properly drain the water from raw garbage** and tie the mouth of the garbage bag before disposing. If an anti-crow protection net is installed, please cooperate in keeping the place clean by putting it on properly when disposing of garbage. Garbage duty is conducted at some collection points.

Household waste collection points are for household wastes only, and all business wastes cannot be disposed of in this area.

Garbage Sorting Quick Reference Chart

BW Burnable Waste UBW Unburnable Waste

H&D Harmful and Dangerous Waste LSW Large-sized waste / items that are difficult to dispose of properly ▶see page 9

Items	Sorting category	Notes on how to dispose, etc.
あ Iron	SHA	Place in the collection box May be disposed of as unburnable waste
Foot wipe mat	BW	
Oil (edible oil)	BW	Soak up in paper, etc., or solidify with a solidifying agent *Discharge of liquids is prohibited
Raincoats	BW	
Screen door	LSW	★2 In the case of individual curbside collection, 1 set of 2 pieces, up to 8 pieces of less than 90 cm may be put out with unburnable garbage
Album (for photos)	BW	
Aluminum foil	BW	
い Stone	×	Take to a landscaper or stone shop
Costume case	UBW	★2
Clothes case (plastic)	UBW	★2
Chair	UBW	★2
Strawberry pack With ♻️ mark	R-1	★1
Unicycle	UBW	★2
Itto (18-liter) can	UBW	After using up the contents
Earphone	SHA	Place in the collection box Can be disposed of as unburnable waste
Clothing	R-2	Wash and dry (put out next time, if on a rainy day)
Clothes dryer	×	Applicable items for home appliance recycling ▶See page 10
Ink cartridge	×	Take out to a dedicated collection box at the store, ward office, branch office, or community center
Bag for instant noodles With ♻️ mark	R-1	★1
Beverage paper pack	R-2	Make sure to remove the plastic part, as paper pack for milk, etc. (put out next time, if on a rainy day)
Beverage paper pack (with silver aluminum inside)	BW	
う Windbreaker	BW	
Flowerpot (unglazed)	UBW	
Flowerpot (plant pot, made of plastic)	BW	Unburnable waste if 50 cm or more
Water dispenser container	R-1	★1 Please dispose of as PET bottles if there is a PET mark. Put out with burnable waste if there is no PET or plastic mark
え Air conditioner	×	Applicable items for home appliance recycling ▶See page 10
AC adapter	SHA	Place in the collection box May be disposed of as unburnable waste
Liquid Crystal Display TV	×	Applicable items for home appliance recycling ▶See page 10
Artists' paint	BW	
MD / MD case	BW	
LED bulb	UBW	
Extension cord	SHA	Place in the collection box. Can be disposed of as burnable waste. Remove the cord reel and take out with unburnable waste.
お Oil	BW	Soak in a commercially available waste oil pack, etc. *Discharge of liquids is prohibited.
Oil can	UBW	After using up the contents
Oil heater	×	Through a licensed contractor (Taisei Co., LTD.) ▶See page 11
Audio component	UBW	★3
Audio rack	UBW	★2
Motorcycle (including moped)	×	Through dealers and specialized contractors ▶See page 11
Oven toaster	UBW	
Bag for snacks With ♻️ mark	R-1	
Potty	UBW	Dispose of waste in the toilet
Toys	BW	Put out items made of metal with unburnable waste
Organ	LSW	Directly brought in or through individual curbside collection ▶See page 9
Warm water washing toilet seat (Washlet)	UBW	
Thermometer	UBW	Anything that uses mercury must be put out with Harmful and Dangerous Waste. Place in the same bag as fever thermometers.
か Curtain	R-2	Tie it up with a string (put out next time, if on a rainy day)
Carpet	BW	★2 Tie it up to less than 90 cm
Carbon paper	BW	
Shell	BW	
Flashlight	SHA	Place in the collection box. Can be disposed of as unburnable waste.
Body warmer (disposable)	BW	
Mirror	UBW	★2 Wrap broken items in paper, etc., and write "waremono" (broken item) before disposal.
Umbrella	UBW	★2
Humidifier	UBW	
Gas cylinder (LP, propane)	×	Through dealers and specialized contractors
Gas range (table)	UBW	Remove the battery. Through a licensed contractor (Taisei Co., LTD.) for built-in ▶See page 11

★1...Only plastic containers and packaging that can be lightly rinsed clean should be disposed of to prevent wasting water resources. Anything else should be disposed of as burnable waste!
★2...Items over 90 cm and under 2 m should be brought in directly or collected through individual curbside collection ▶See page 9

Items	Sorting category	Notes on how to dispose, etc.
か Cassette stove (tabletop type)	UBW	Remove the cartridge type cylinder and battery
Cassette tape	BW	
Cassette cylinder (Cartridge type) cylinder	H&D	After using up the contents, put it in a separate transparent bag ▶See page 7
Gasoline	×	Through dealers and specialized contractors
Cutter	UBW	Wrap the blade in paper, etc.
Cup noodle container With ♻️ mark	R-1	★1
Heated electronic cigarette	BT	Place in the battery collection box.
Bag	BW	It is not necessary to remove metal parts such as fasteners forcibly.
Thumbtacks	UBW	Wrap it in paper to prevent the bag from tearing.
Vase	UBW	Wrap broken items in paper, etc., and write "waremono" (broken item) before disposal.
Paper diapers	BW	Dispose of waste in the toilet
Razor	UBW	Wrap the blade in paper, etc.
Paper bag	R-2	Put out as Other Paper (put out next time, if on a rainy day)
Camera	SHA	Place in the collection box Can be disposed of as unburnable waste
Glass	UBW	Wrap broken items in paper, etc., and write "waremono" (broken item) before disposal.
Calendar	R-2	Put out as Other Paper (put out next time, if on a rainy day) *Metal parts are unburnable waste
Leather products / leather jackets	BW	
Tile	LSW	Directly brought in or by individual curbside collection ▶See page 9 Up to 10 items per day if brought in directly, 1 set of 4 pieces, up to 8 pieces for individual curbside collection
Desiccant (drying agent)	BW	
Dry cell battery	H&D	★3 Insulate and place in a separate transparent bag ▶See page 7
Thermal paper	BW	
き Guitar	UBW	★2
Tree branches / wood chips	BW	Tie up in a bundle of less than 30 cm in diameter only if the thickness is less than 10 cm and the length is less than 90 cm, for up to 3 bundles at a time. When bringing in directly, the same conditions apply for thickness and length.
Clothes (kimono)	R-2	Tie it up with a string (put out next time, if on a rainy day)
Stepladder	UBW	★2
Teapot	UBW	
Milk carton	R-2	Wash, open up, let dry and tie only milk cartons (put out next time, if on a rainy day)
Textbook	R-2	Put out as magazines (put out next time, if on a rainy day)
Safety box	×	Through a licensed contractor (Taisei Co., LTD.) ▶See page 11 *Handheld safes that are not fireproof should be put out with unburnable waste.
< Inflator (pump)	UBW	
Air cleaner	UBW	★2 For items that use freon gas (chlorofluorocarbon), ask a specialized contractor or bring them in directly with a certificate showing that the freon gas has been collected.
Cooler box	UBW	★2
Nails	UBW	Wrap it in paper, etc., to prevent the bag from tearing.
Grass waste (dead leaves, etc.)	BW	After drying, up to 3 bags at a time
Medicine (cold medicine, disinfectant, etc.)	BW	Discharge of liquids is prohibited
Outer bag of fruits With ♻️ mark	R-1	★1
Shoes	BW	
Socks	R-2	Tie it up with a string (put out next time, if on a rainy day)
Cushion	BW	The cotton inside is burnable waste. The cover goes to Recyclable Resources Type-2
Wheelchair (with electric motor)	×	Through a licensed contractor (Taisei Co., LTD.) ▶See page 11 *Those without motors are unburnable garbage. ★2
Car parts	×	Through a licensed contractor (Taisei Co., LTD.) ▶See page 11 *Tires, wheels, and batteries can be collected through individual curbside collection
け Fluorescent tubes / lamps	H&D	Items 90 cm or more can also be put out, placed in a separate transparent bag. * Glow lamps are unburnable waste.
Mobile phones, PHS	SHA	They are also collected at stores.
Wool products (clothing)	R-2	Tie it up with a string (put out next time, if on a rainy day)
Game console	SHA	Can be put out with unburnable waste
Cosmetic container With ♻️ mark	UBW	★1
Ketchup container	BW	Because dirt cannot be removed
Sphygmomanometer	SHA	Place in the collection box. Can be disposed of as unburnable waste. Take out with Harmful and Dangerous Waste if it contains mercury.
Motorized bicycle	×	Through dealers and specialized contractors ▶see page 11
ち Tools	UBW	DIY
Advertisement	R-2	Bind together with newspapers (put out next time, if on a rainy day)
Coat	R-2	Tie it up with a string (put out next time, if on a rainy day)
Coffee maker	SHA	Place in the collection box. Can be disposed of as unburnable waste.
Straw mat	BW	★2 Tie it up to less than 90cm
Japanese foot warmer (kotatsu)	UBW	★2 1 item including kotatsu board
Cup (glass)	UBW	Paper and plastic items are burnable waste.

R-1 Recyclable Resources Type-1 (bottles, cans, PET bottles, plastic containers and packaging)

SHA Small Household Appliances ▶see page 12 BT Batteries ▶see page 12 ✕ Disposal is prohibited

Items	Sorting category	Notes on how to dispose, etc.
ち Copy machine	UBW	★2
Rubber gloves	BW	
Rice bin	UBW	★2
Rice bag With ♻️ mark	R-1	★1 Paper products are burnable waste.
Golf clubs	LSW	Directly brought in or through individual curbside collection ▶See page 9 If less than 90 cm, put out with unburnable waste.
Golf bag	UBW	★2
Golf ball	BW	
Concrete block	LSW	Directly brought in or through individual curbside collection ▶See page 9 Up to 10 items per day if brought in directly, 1 set of 4 pieces, up to 8 pieces for individual curbside collection
た Surfboard	LSW	Directly brought in or through individual curbside collection ▶See page 9
Sitting chair	UBW	★2
Sideboard	LSW	Directly brought in or through individual curbside collection ▶See page 9 If less than 90 cm, put out with unburnable waste.
Wallets	BW	
Psyllium (chemical light)	BW	For battery-powered penlights, remove the batteries and place them in the collection box, or with unburnable waste.
Liquor pack	BW	Because the inside is processed with aluminum foil
Liquor bottle	R-1	Excludes bottles of homemade fruit wine
Low table	UBW	★2
Magazine	R-2	Tie into a bundle with magazines Together with catalogs, weekly magazines, etc. (put out next time, if on a rainy day)
Pesticide (spray can)	H&D	After using up the contents, put it in a separate transparent bag
Japanese cushion	BW	Up to 5 pieces at a time
Plate (pottery, steel, glass)	UBW	
Sandals	BW	
Tricycle	UBW	★2
じ Sheets	R-2	Tie it up with a string (put out next time, if on a rainy day) (Feathers, wool, cotton, gel, etc. are burnable waste)
CD, CD case	BW	
Jeans, denim jacket	R-2	Tie it up with a string (put out next time, if on a rainy day)
Bottle for pickling homemade fruit wine (plum wine, etc.)	UBW	
Underwear	BW	
Underlay	BW	
Medicated plaster	BW	
Bicycle	LSW	Directly brought in or through individual curbside collection ▶See page 9 If less than 90 cm, put out with unburnable waste.
Bicycle (with electric motor)	LSW	Directly brought in or through individual curbside collection ▶See page 9
Bicycle tires and tubes (rubber)	BW	Put out tire wheels with unburnable waste
Tracksuit	R-2	Tie it up with a string (put out next time, if on a rainy day)
Photo	BW	
Photo book (magazine)	R-2	Tie into a bundle with magazines (put out next time, if on a rainy day)
Shirt	R-2	Tie it up with a string (put out next time, if on a rainy day)
Jack (pantograph type for cars)	LSW	
Jack (Dharma-type hydraulic) jack for cars	×	
Jacket	R-2	Tie it up with a string (put out next time, if on a rainy day)
Shampoo / rinse container With ♻️ mark	R-1	★1
Juicer	UBW	
Carpet	BW	★2 Tie it up to less than 90cm
Rechargeable battery	BT	Place in the battery collection box.
Shredder waste	BW	Because it cannot be recycled, remove the air from the bag.
Fire extinguisher	×	Through dealers and specialized contractors ▶see page 10 *Put out spray can type with Harmful and Dangerous Waste.
Ruler	BW	Put out items made of metal with unburnable waste
Paper screen doors	LSW	Directly brought in or through individual curbside collection ▶See page 9 If less than 90 cm, put out with unburnable waste.
Lighting equipment	UBW	★2 Remove the fluorescent tube and put out with Harmful and Dangerous Waste.
Soy sauce container	R-1	Rinse the inside
Water sprinkler (made of plastic)	BW	Put out items made of metal with unburnable waste
Food tray With ♻️ mark	R-1	★1
Cooking oil	BW	Soak up in paper, etc., or solidify with a solidifying agent *Discharge of liquids is prohibited
Cooking oil containers (made of plastic)	BW	Empty the contents
Cooking oil containers (bottles, cans)	UBW	Empty the contents
Dehumidifier	UBW	For items that use freon gas (chlorofluorocarbon), ask a specialized contractor or bring them in directly with a certificate showing that the freon gas has been collected.
Dehumidifying agent With ♻️ mark	R-1	For items that collect water, remove the water from the container before disposal.

★3...Also collecting as small household appliances. ▶See page 12
Items not listed in the quick reference chart can be searched through the city's website or by using the garbage sorting app.

R-2 Recyclable Resources Type-2 (old paper and fabrics)

Items	Sorting category	Notes on how to dispose, etc.
じ Dishwasher	UBW	Through a licensed contractor (Taisei Co., LTD.) for built-in ▶See page 11
Cupboard	LSW	Directly brought in or through individual curbside collection ▶See page 9 If less than 90 cm, put out with unburnable waste.
Tableware (ceramic items, glass)	UBW	Wrap broken items in paper, etc., and write "waremono" (broken item) before disposal.
Newspaper (including flyer insert)	R-2	Tie into a bundle with advertisements and flyers (put out next time, if on a rainy day)
す Water tank	UBW	★2
Water bottle	UBW	
Rice cooker	UBW	
Sweatshirts	R-2	Tie it up with a string (put out next time, if on a rainy day)
Suits	R-2	Tie it up with a string (put out next time, if on a rainy day)
Suitcase	UBW	★2
Skis, snowboards	LSW	Directly brought in or through individual curbside collection ▶See page 9 If less than 90 cm, put out with unburnable waste.
Ski wear	BW	
Ski, snowboard boots	UBW	The soft type are burnable waste
(Personal Computer) scanner	UBW	
Skateboard	UBW	★2
Stereo	UBW	★2 ★3
Stove	UBW	★2 Drain the kerosene and remove the battery *Also remove the kerosene from the main unit.
Stockings	BW	
Straw	BW	
Drainboard	LSW	Directly brought in or through individual curbside collection ▶See page 9 If less than 90 cm, put out with unburnable waste.
Spike shoes	BW	Remove metal fittings and dispose of as unburnable waste. If unable to remove, put them out with unburnable waste together.
Speakers	UBW	★2 ★3
Spoon (metal)	UBW	Plastic items are burnable waste
Spring mattress	LSW	Directly brought in or through individual curbside collection ▶See page 9
Spray can	H&D	After using up the contents, put it in a separate transparent bag ▶See page 7
Smartphone	SHA	Items with built-in batteries should be placed in the collection box.
Slippers	BW	
せ Sanitary items	BW	
Sweater	R-2	Tie it up with a string (put out next time, if on a rainy day)
Oil pump (plastic)	BW	For the motorized type, remove the battery and put out with unburnable waste
Jelly container With ♻️ mark	R-1	★1
Facial cleanser tube	BW	
Detergent container (refill pack) With ♻️ mark	R-1	Empty the contents and rinse the spout with water. Put out with burnable waste if dirt does not come off after rinsing.
Washing machine	×	Applicable items for home appliance recycling ▶See page 10
Clothespin	BW	
Electric fan	UBW	★2
Wash basin	BW	Put out items made of metal with unburnable waste
そ Cleaning cloth	BW	
Vacuum cleaner	UBW	★2 Remove the battery for cordless and robot types
Sauce container (plastic)	BW	Because dirt cannot be removed *For bottles, put out with unburnable waste
Sofa (with springs)	LSW	Directly brought in or through individual curbside collection ▶See page 9
Sofa (without springs)	LSW	Directly brought in or through individual curbside collection ▶See page 9 If less than 90 cm, put out with unburnable waste.
Sofa bed	LSW	Directly brought in or through individual curbside collection ▶See page 9
た Thermometer (using mercury)	H&D	Place in a separate transparent bag
Thermometer (others)	SHA	Place in the collection box. Can be disposed of as unburnable waste. Alcohol-based items should be taken out with unburnable waste.
Weight scale (digital type)	SHA	Place in the collection box. Can be disposed of as unburnable waste. Weight scale that are not digital type should be taken out with unburnable waste.
Tires (for passenger cars) and motorcycles	LSW	Directly brought in or through individual curbside collection ▶See page 9
Tire chains (regardless of material quality)	LSW	Directly brought in or through individual curbside collection ▶See page 9
Down jacket	BW	
Towel	R-2	Tie it up with a string (put out next time, if on a rainy day)
Bamboo	BW	Tie up in a bundle of less than 30 cm in diameter only if the thickness is less than 10 cm and the length is less than 50 cm, for up to 3 bundles at a time. When bringing in directly, the same conditions apply for thickness and length.
Bamboo skewers	BW	Wrap in paper, etc., or put it in a container such as detergent, etc..
Tatami (if it can be divided) into 3 parts	BW	Divide one sheet into three. Up to 1 tatami mat at a time
Tatami (if it cannot be divided) into 3 parts	LSW	Directly brought in or through individual curbside collection ▶See page 9 Up to 10 sheets per day if brought in directly. Up to 4 sheets at a time through individual curbside collection.
Table tennis racket	BW	
Deodorizer container	R-1	★1

Please use the garbage sorting dictionary!
さいたま市 ごみ分別辞典

Search

Those who have an app-compatible mobile phone can also use the Saitama City Garbage Sorting App (Sai-chan App). (See page 3 for app details)
https://www.city.saitama.lg.jp/001/006/010/003/p042612.html?page=dictionary



iOS version



Android version

Garbage Sorting Quick Reference Chart

Please use the garbage sorting dictionary!
さいたま市 ごみ分別辞典

Search

Those who have an app-compatible mobile phone can also use the Saitama City Garbage Sorting App (Sai-chan App). (See page 3 for app details)
https://www.city.saitama.lg.jp/001/006/010/003/p042612.html?page=dictionary



iOS version



Android version

Garbage Sorting Quick Reference Chart



iOS version



Android version

BW Burnable Waste **UBW** Unburnable Waste **R-1** Recyclable Resources Type-1 (bottles, cans, PET bottles, plastic containers and packaging) **R-2** Recyclable Resources Type-2 (old paper and fabrics)

H&D Harmful and Dangerous Waste **LSW** Large-sized waste / items that are difficult to dispose of properly ▶ see page 9 **SHA** Small Household Appliances ▶ see page 12

Items	Sorting category	Notes on how to dispose, etc.
た Tupperware	BW	
Cigarette paper box	R-2	Put out with Other Paper, excluding plastic (put out next time, if on a rainy day)
Egg pack	R-1	Put out paper pack with Other Paper under Recyclable Resources Type-2
Scrubbing brush	BW	
Drawers (chest)	LSW	Directly brought in or through individual curbside collection ▶ See page 9 If less than 90 cm, put out with unburnable waste.
Dumbbell	LSW	Directly brought in or through individual curbside collection ▶ See page 9
Cardboard	R-2	Don't leave boxes as is, fold them and tie up with a string (put out next time, if on a rainy day)
ち Child seat	UBW	★2
Ignition agent (gel type)	×	Direct drop-off only.
Bowl	UBW	
Hypodermic Needle	×	Return to a medical institution, etc.
Tube (condiment container)	BW	Because dirt cannot be removed
Flyers	R-2	
こ Desk	LSW	Directly brought in or through individual curbside collection ▶ See page 9 If less than 90 cm, put out with unburnable waste.
Weight stone for pickles (artificial stone)	LSW	Put out natural stones through dealers and specialized contractors
Soil	×	For small amounts (about 1 rice bowl), put out with burnable waste
Fishing rod	BW	★2 Put out carbon and glass fiber products with unburnable waste
Fishing rod reel	UBW	
て T-shirt	R-2	Tie it up with a string (put out next time, if on a rainy day)
DVD, DVD case	BW	
(Personal computer's) disk drive	SHA	Place in the collection box. Can be disposed of as unburnable waste.
Tissue paper box	R-2	Put out with Other Papers, excluding plastic (put out next time, if on a rainy day)
Table	LSW	Directly brought in or through individual curbside collection ▶ See page 9 If less than 90 cm, put out with unburnable waste.
Handbook	BW	For metal fittings, remove the metal part. Put out metal parts with unburnable waste
Iron dumbbell	LSW	Directly brought in or through individual curbside collection ▶ See page 9
Tennis racket	UBW	
Japanese towel	R-2	Tie it up with a string (put out next time, if on a rainy day)
Gloves	R-2	Tie it up with a string (put out next time, if on a rainy day)
TV	×	Applicable items for home appliance recycling ▶ See page 10
TV stand	UBW	★2
Electric carpet	BW	★2 Tie it up to less than 90cm
Electrical cord	SHA	Place in the collection box. If the diameter of the bundle is 20 cm or less, it can be disposed of as burnable waste.
Desk lamp	SHA	★2 Place in the collection box. Can be disposed of as unburnable waste. Take out light bulbs with unburnable waste, and fluorescent tubes with Harmful and Dangerous Waste.
Electric shaver	SHA	
Electric pot	SHA	Place in the collection box. Can be disposed of as unburnable waste.
Electric blanket	BW	★2 Tie it up to less than 90cm
Light bulb	UBW	Including LED bulbs Put out with Harmful and Dangerous Waste if mercury is used
Electronic organ	LSW	★4 Directly brought in or through individual curbside collection ▶ See page 9
Electronic piano	LSW	★4 Directly brought in or through individual curbside collection ▶ See page 9
Microwave	UBW	
Calculator / Electronic diary	SHA	Place in the collection box Can be disposed of as unburnable waste
Battery	H&D	Insulate and put in a separate transparent bag Place rechargeable, button type in the battery collection box
Tempura oil	BW	Soak up in paper, etc., or solidify with a solidifying agent *Discharge of liquids is prohibited
Telephone set	SHA	Place in the collection box Can be disposed of as unburnable waste
と Toilet paper tube (core)	R-2	Put out with Other Paper (put out next time, if on a rainy day)
Pottery	UBW	Wrap broken items in paper, etc., and write "waremono" (broken item) before disposal.
Tofu container	R-1	★1
Kerosene	×	Through dealers and specialized contractors
Kerosene cans (itto 18-liter cans, plastic tank containers)	UBW	Make sure to empty the contents
Kerosene tank (outdoor use)	×	Through a licensed contractor (Taisei Co., LTD.) ▶ See page 11
Toaster	UBW	
Clock / wrist watch	SHA	Place in the collection box Can be disposed of as unburnable waste
Clay pot	UBW	
Dryer	SHA	Place in the collection box Can be disposed of as unburnable waste
Bird cage (metal)	UBW	Items other than metals are burnable waste

★1...Only plastic containers and packaging that can be lightly rinsed clean should be disposed of to prevent wasting water resources. Anything else should be disposed of as burnable waste!
★2...Items over 90 cm and under 2 m should be brought in directly or collected through individual curbside collection ▶ See page 9
★3...Also collecting as small household appliances. ▶ See page 12
★4...For keyboards, the limit is up to 2 tiers which can be carried by two adults. For items larger than this, request the store to dispose of them.
★5...Storage sheds that can be put out through individual curbside collection Up to 10 steel plates (90 cm or more and less than 2 m) for storage sheds can be dismantled. Storage sheds that cannot be dismantled must be 260cm or less in total height, width and depth.

Items	Sorting category	Notes on how to dispose, etc.
と Tray (for food)	R-1	★1
Dressing container (plastic)	BW	Because dirt cannot be removed *For bottles, put out with unburnable waste
な Knife (metal)	UBW	Wrap in paper, etc., and write "knife" before disposal.
Boots	BW	
Natto container	BW	Because dirt cannot be removed
Pot	UBW	
に Doll	BW	Ceramics are unburnable waste
Doll case	UBW	★2
ぬ Stuffed toys	BW	★2
Pieces of cloth	R-2	Tie it up with a string (put out next time, if on a rainy day)
ね Necktie	BW	
Screws	UBW	Bundle together to prevent the bag from tearing.
Net (for vegetables,) and fruits	R-1	★1
Clay	BW	
の Farm equipment	×	Through a licensed contractor (Taisei Co., LTD.) ▶ See page 11
Pesticides	×	Through dealers and specialized contractors
Notebooks	R-2	Put out with magazines (put out next time, if on a rainy day)
Saw	UBW	Wrap the blade in paper, etc.
は Motorcycle (including mopeds)	×	Through dealers and specialized contractors ▶ see page 11
Postcards	R-2	Put out with Other Paper (put out next time, if on a rainy day)
Scales	UBW	★2
Bucket	UBW	Plastic items with a diameter of 50 cm or less are burnable wastes
Scissors	UBW	Wrap the blade in paper, etc.
Ladder	LSW	Directly brought in or through individual curbside collection ▶ See page 9 If less than 90 cm, put out with unburnable waste.
Personal Computer main unit (notebook type also)	×	★3 ▶ See page 11
PC display	×	★3 ▶ See page 11
Battery (for passenger cars) and motorcycles	LSW	Directly brought in or through individual curbside collection ▶ See page 9
Battery (for motor-assisted) bicycle	BT	Place in the battery collection box.
Bat (metal / wooden)	UBW	★2
Styrofoam (less than 30cm)	R-1	Boxes, cushioning materials for home appliances, packing materials, etc. Put out items over 30cm with burnable waste.
Styrofoam tray	R-1	★1
Fireworks	BW	After thoroughly soaking in water
Panel heater (without oil)	UBW	★2 × if it contains oil. To a licensed contractor (Taisei Co., LTD.) ▶ See page 11
Toothbrush	BW	Remove the battery from the electric toothbrush, and place in the collection box.
Toothpaste tube	BW	
Needles (sewing needles,) fishing hooks	BW	Wrap in paper, etc., to prevent it from popping out of the garbage bag. Place in a container such as detergent containers, etc.
Wire	UBW	
Halogen heater	UBW	★2
Hangers	UBW	Plastic items are burnable waste
Handkerchief	R-2	Tie it up with a string (put out next time, if on a rainy day)
Bag for bread	R-1	★1
ひ Piano	×	Through dealers and specialized contractors Electronic pianos can be brought in directly or through individual curbside collection. Place them individually in a bag, and remove the air inside. Attach a sticker with "Bead Cushion" written on it.
Beaded cushion	BW	Items with built-in batteries should be placed in the collection box.
Shaver	UBW	
Video camera	SHA	Items with built-in batteries should be placed in the collection box.
Videotape, case	BW	
Video deck	UBW	★3
Plastic string	BW	
Vinyl pool	BW	★2 Tie it up to less than 90cm
Plastic bag	BW	Including commercially available garbage bags
Bottles (food, nutritional) drinks, etc.	R-1	Rinse the inside (remove lids and stoppers, and put out plastic items with plastic containers and packaging. Other than that, put out with unburnable waste).
Bottles (cosmetics,) pharmaceutical products	UBW	
Pinch hangers	UBW	Plastic items are burnable waste
ふ FAX machine	UBW	★3
Fan heaters	UBW	★2 Remove the kerosene from both the tank and the main unit.

BT Batteries ▶ see page 12 **×** Disposal is prohibited

Items	Sorting category	Notes on how to dispose, etc.
ふ Film case	R-1	
Envelopes	R-2	Put out with Other Paper (put out next time, if on a rainy day) *Remove the film for window envelopes
Fork (metal)	UBW	Plastic items are burnable waste
Japanese sliding door	LSW	Directly brought in or through individual curbside collection ▶ See page 9 If less than 90 cm, put out with unburnable waste.
Buddhist altar	UBW	★2 Make sure to dismantle
Futon	BW	Tie it up to less than 90 cm, up to 1 sheet at a time
Futon (two sheets or more)	LSW	Directly brought in or through individual curbside collection ▶ See page 9
Futon dust beater / Futon pinchers	BW	
Frying pan	UBW	
Blinds	BW	★2 Put out items made of metal with unburnable waste
Planter	UBW	Plastic items with a diameter of 50 cm or less are burnable waste
Printer	UBW	Remove the cartridge
Pudding container	R-1	★1
Floppy disk case	BW	
Bathtub lid	UBW	★2
Bath mat	BW	★2 Tie it up to less than 90cm
Propane gas cylinder	×	Through dealers and specialized contractors
へ Bed (including nursing care beds)	LSW	Directly brought in or through individual curbside collection, (put the frame disassembled) ▶ See page 9
Sand for pet litter	BW	Remove the filth and mix with burnable waste gradually in small batches
Pet's feces	BW	Put feces in a waste disposal bag, tie tightly so that no odors come out, and place in a bag for burnable waste. Bring in directly to dispose of all at once.
Pet food can	R-1	For items that are too dirty to clean, put out with unburnable waste
PET bottles	R-1	Rinse the inside (remove the lid and label, then put out with plastic containers and packaging)
Headphones	SHA	Place in the collection box. Can be disposed of as unburnable waste
Plywood	BW	★2 Only if less than 10 cm thick and less than 90 cm long
Stroller (baby carriage)	UBW	★2
Baby bath	UBW	★2
Belt	BW	Remove metal and put out with unburnable waste
Helmet	UBW	
Paint	BW	Soak up in paper, etc., or solidify with a solidifying agent *Discharge of liquids is prohibited
Bento container (plastic)	R-1	★1
Penlight	SHA	For battery penlights, remove the batteries and place in the collection box, or put out with unburnable waste
ほ Wheel (of a car)	LSW	Directly brought in or through individual curbside collection ▶ See page 9
Air freshener case	R-1	★1
Hat (fabric)	R-2	Tie it up with a string (put out next time, if on a rainy day)
Wrapping paper	R-2	Put out with Other Paper (put out next time, if on a rainy day)
Packaging film	R-1	
Bandage	BW	
Insect repellent case	R-1	
Kitchen knife	UBW	Wrap it in paper, etc., and write "Knife" before disposal
Bowling ball	LSW	Directly brought in or through individual curbside collection ▶ See page 9 Up to 10 items per day if brought in directly
Hose	BW	Tie it up to less than 90cm *Remove the reel and put out with unburnable waste.
Ball (soccer, baseball, etc.)	BW	
Ballpoint pen	BW	
Walker (for children)	UBW	
Button battery	BT	Place in the battery collection box
Hearing aid	SHA	Place in the collection box. Can be disposed of as unburnable waste.
Hot carpet	BW	★2 Tie it up to less than 90cm
Hot plate	UBW	
Bag for potato chips	R-1	★1
Plastic tank container	UBW	Make sure to remove kerosene, petroleum, etc., and remove the cap, etc.
Ice pack (refrigerant)	BW	
Books	R-2	Tie into a bundle with hardcovers, catalogs, weekly magazines, manga books, etc. ▶ See page 7 (put out next time, if on a rainy day)
Bookshelf	LSW	Directly brought in or through individual curbside collection ▶ See page 9 If less than 90 cm, put out with unburnable waste.
(gas) cylinder	×	Through dealers and specialized contractors
ま Margarine, butter container (plastic)	BW	Because dirt cannot be removed
Mahjong tiles	UBW	
(Personal Computer) mouse	SHA	Place in the collection box Can be disposed of as unburnable waste

Collection stations are set up and managed by local residents. Make sure to observe the collection days, and maintain cleanliness when using them.
Items not listed in the quick reference chart can be searched through the city's website or by using the garbage sorting app.

Items	Sorting category	Notes on how to dispose, etc.
ま Magnet sheet	BW	
Pillow	BW	
Pillow cover	R-2	Tie it up with a string (put out next time, if on a rainy day)
Marker pen	BW	Put out items made of metal with unburnable waste
Massage chair	LSW	Directly brought in or through individual curbside collection ▶ See page 9 Items less than 90 cm may be put out with unburnable garbage
Mattress (without springs)	LSW	Directly brought in or through individual curbside collection ▶ See page 9 Items less than 90 cm may be put out with unburnable garbage
Mattress (with springs)	LSW	Directly brought in or through individual curbside collection ▶ See page 9
Cutting board	BW	
Muffler (clothing)	R-2	Tie it up with a string (put out next time, if on a rainy day)
Thermos (pot)	UBW	
Mayonnaise container	BW	Because dirt cannot be removed
み Mixer	UBW	
Sewing machine	UBW	★2
Miso container (plastic)	BW	Because dirt cannot be removed
Minicar (toy)	UBW	
む Insect cage (plastic)	BW	
Steamer	UBW	
Magnifying glass	UBW	
め Business Card	R-2	Put out with Other Paper (put out next time, if on a rainy day)
Eyeglass	UBW	
Eyeglass case	BW	
Eye-drop container	R-1	
Memo paper	R-2	Put out with Other Paper (put out next time, if on a rainy day)
も Blanket	R-2	Tie it up with a string (put out next time, if on a rainy day) Items with feathers, wool and cotton are burnable waste Through a licensed contractor (Taisei Co., LTD.) ▶ See page 11
Motors	×	
Storage shed	LSW	★5 Directly brought in or through individual curbside collection after dismantling ▶ See page 9
Laundry pole	LSW	Directly brought in or through individual curbside collection ▶ See page 9 If less than 90 cm, put out with unburnable waste.
Clothesline (with concrete stand)	LSW	Directly brought in or through individual curbside collection ▶ See page 9
Mobile battery	BT	
や Kettle	UBW	
Medicine (household medicine)	BW	*Discharge of liquids is prohibited *Empty contents of bottle and put out with unburnable waste
Medicines (not household) medicines	×	Through dealers and specialized contractors
Vegetable packaging film	R-1	★1
ゆ Hot water bottle (plastic)	BW	Put out items made of metal with unburnable waste
よ Yogurt container	R-1	★1
5 Lighter	H&D	After using up the contents, put it in a separate transparent bag ▶ See page 7
Radio	SHA	Place in the collection box. Can be disposed of as unburnable waste.
Radio cassette player	UBW	★3 Remove the battery
Wraps	BW	For the box, remove the clasp and put it out with Other Papers
School bag	BW	
り Remote controller	SHA	Place in the collection box. Can be disposed of as unburnable waste.
る Room runner (treadmill)	LSW	Directly brought in or through individual curbside collection ▶ See page 9 If less than 90 cm, put out with unburnable waste.
れ Refrigerator	×	Applicable items for home appliance recycling ▶ See page 10
Freezer	×	Applicable items for home appliance recycling ▶ See page 10
Air cooler	UBW	★2 For items that use freon gas (chlorofluorocarbon), ask a specialized contractor or bring them in directly with a certificate showing that the freon gas has been collected.
Fan cooler	UBW	★2 For items that use freon gas (chlorofluorocarbon), ask a specialized contractor or bring them in directly with a certificate showing that the freon gas has been collected.
Phonograph record	BW	Put out the jacket with Recyclable Resources Type-2
Shopping bags	R-1	★1
Picnic sheet	BW	Tie it up to less than 90cm
Retort pack	R-1	★1
Brick	LSW	Directly brought in or through individual curbside collection ▶ See page 9 Up to 10 items per day if brought in directly; 1 set of 4 pieces, up to 8 pieces for individual curbside collection
Range hood cover	BW	If material is mainly non-woven fabric and less than 90 cm
3 Candle	BW	
rollerblades (skating)	UBW	
わ Word Processor	UBW	Specify as word processor
Shirt	R-2	Tie it up with a string (put out next time, if on a rainy day)
Rubber bands	BW	



iOS version



Android version

Garbage Collection Day List by Districts

As of March 1, 2025

BW Burnable Waste **UBW** Unburnable Waste **R-1** Recyclable Resources Type-1 (bottles, cans, PET bottles, plastic containers and packaging) **R-2** Recyclable Resources Type-2 (old paper and fabrics)

H&D Harmful and Dangerous Waste

In-charge Responsible Area Sanitation Office

Nishi Ward			BW	UBW	R-2	H&D	R-1	In-charge
い	Ida	Tue & Fri					Mon	Western Area Sanitation Office
	Idashinden	Tue & Fri					Mon	
	Uetayahon	Tue & Fri					Mon	
	Uetayahonmurashinden	Tue & Fri					Mon	
う	Uchinohongo	Tue & Fri					Mon	
	Sashiogi	Tue & Fri					Mon	
さ	Sashiogiryotsuji	Tue & Fri					Mon	
	Sashiogiryobessho	Tue & Fri					Mon	
さい	Sajikawa	Tue & Fri					Mon	
	Sanjomachi	Tue & Fri					Mon	
し	Shimane	Tue & Fri					Mon	
	Showa	Tue & Fri					Mon	
せ	Seiganji	Tue & Fri					Mon	
	Takagi	Tue & Fri					Mon	
た	Tsukamoto (Oaza), Tsukamotocho 1- through 3-chome	Tue & Fri					Mon	
	Tsuchiya	Tue & Fri					Mon	
な	Nakakugi	Tue & Fri					Mon	
	Nakanobayashi	Tue & Fri					Mon	
に	Nishiasuma	Tue & Fri					Mon	
	Nishiarai	Tue & Fri					Mon	
★2	Nishiomiya 1- through 3-chome (formerly the Sashiogi district)	Tue & Fri					Mon	
	Nishiomiya 1- through 3-chome (not including the former Sashiogi district)	Tue & Fri					Mon	
★2	Nishiomiya 4-chome	Tue & Fri					Mon	
	Hirakatoryoke	Tue & Fri					Mon	
ひ	Futatsumiya	Tue & Fri					Mon	
	Plaza	Tue & Fri					Mon	
ほ	Horai	Tue & Fri					Mon	
	Mizuhata	Tue & Fri					Mon	
み	Minegishi	Tue & Fri					Mon	
	Mihashi 5-chome	Tue & Fri					Mon	
や	Mihashi 6-chome	Tue & Fri					Mon	
	Miyamaecho	Tue & Fri					Mon	
ゆ	Yugicho 1- and 2-chome	Tue & Fri					Mon	

Kita Ward			BW	UBW	R-2	H&D	R-1	In-charge
う	Uetakecho 1- and 2-chome	Tue & Fri					Mon	Western Area Sanitation Office
	Onaricho 4-chome	Mon & Thu					Fri	
お	Kushihikicho 2-chome	Mon & Thu					Tue	
	Konbacho	Mon & Thu					Fri	
こ	Torocho, Torocho 1- and 2-chome	Tue & Fri					Mon	
	Naracho	Mon & Thu					Fri	
な	Nisshincho 1-chome	Tue & Fri					Mon	
	Nisshincho 2-chome	Mon & Thu					Fri	
に	Nisshincho 3-chome	Mon & Thu					Fri	
	Higashionaricho 1- and 2-chome	Mon & Thu					Fri	
ひ	Besshocho	Mon & Thu					Fri	
	Hongocho	Mon & Thu					Fri	
ほ	Bonsaicho	Tue & Fri					Mon	
	Minuma 1- through 3-chome	Tue & Fri					Mon	
み	Miyaharacho 1- 2-, and 4-chome	Mon & Thu					Fri	
	Miyaharacho 3-chome	Mon & Thu					Fri	
よ	Yoshinocho 1- and 2-chome	Mon & Thu					Fri	

Chuo Ward			BW	UBW	R-2	H&D	R-1	In-charge
う	Uemine 1- through 4-chome	Mon & Thu					Wed	Western Area Sanitation Office
	Ennami 1- through 7-chome	Mon & Thu					Fri	
え	Oto 1- through 6-chome	Tue & Fri					Mon	
	Kamiochiai 1- through 9-chome	Mon & Thu					Fri	
お	Sakuraoka 1- and 2-chome	Mon & Thu					Tue	
	Shimochiai (Oaza), Shimochiai 2- and 3-chome	Tue & Fri					Wed	
か	Shimochiai 4- through 7-chome	Tue & Fri					Thu	
	Shintoshin	Mon & Thu					Fri	
さ	Shinnakazato 1- through 5-chome	Tue & Fri					Mon	
	Suzuya 1- through 9-chome	Tue & Fri					Thu	
し	Hachioji 1- through 5-chome	Mon & Thu					Wed	
	Honmachinishi 1- through 6-chome	Mon & Thu					Tue	
ほ	Honmachihigashi 1- through 7-chome	Mon & Thu					Tue	

Omiya Ward			BW	UBW	R-2	H&D	R-1	In-charge
お	Onaricho 1-chome	Mon & Thu					Wed	Western Area Sanitation Office
	Onaricho 2- and 3-chome	Mon & Thu					Tue	
か	Kamikochi	Mon & Thu					Wed	
	★1 Kishikicho 2-chome (west of train tracks)	Mon & Thu					Wed	
★1	Kushihikicho 1-chome	Mon & Thu					Fri	
	★1 Sakuragicho 1- through 3-chome	Mon & Thu					Wed	
さ	Sakuragicho 4-chome	Mon & Thu					Wed	
	Nishikicho	Mon & Thu					Wed	
に	Mihashi 1-chome	Tue & Fri					Wed	
	Mihashi 2- through 4-chome	Tue & Fri					Thu	
あ	Azumacho 1- and 2-chome	Tue & Fri					Mon	Eastern Area Sanitation Office
	Amanumacho 1- and 2-chome	Tue & Fri					Mon	
お	Ohara 6- and 7-chome	Mon & Thu					Tue	
	★1 Kishikicho 1-chome	Tue & Fri					Mon	
★1	Kishikicho 2-chome (east of train tracks)	Tue & Fri					Mon	
	Kishikicho 3- and 4-chome	Tue & Fri					Mon	
し	Kitabukurocho 1- and 2-chome	Tue & Fri					Mon	
	★1 Shimocho 1- through 3-chome	Tue & Fri					Mon	
し	Junochi 1- and 2-chome	Tue & Fri					Wed	
	Sengencho 1- and 2-chome	Tue & Fri					Mon	
★1	Daimoncho 1- through 3-chome	Tue & Fri					Mon	
	Takaharacho 1- through 4-chome	Tue & Fri					Wed	
と	Dotecho 1- through 3-chome	Tue & Fri					Wed	
	★1 Nakacho 1- through 3-chome	Tue & Fri					Mon	
な	Horinouchicho 1- through 3-chome	Tue & Fri					Wed	
	★1 Miyacho 1- through 5-chome	Tue & Fri					Mon	

Minuma Ward			BW	UBW	R-2	H&D	R-1	In-charge
お	Oya	Mon & Thu					Fri	Eastern Area Sanitation Office
	Owadacho 1- and 2-chome	Mon & Thu					Wed	
か	Kataya 1- and 2-chome	Mon & Thu					Thu	
	Katayashinden	Tue & Fri					Thu	
Katayanagi (Oaza), Katayanagi 1- and 2-chome	Katayanagihigashi	Tue & Fri					Thu	
	Kamiyamaguchishinden	Tue & Fri					Thu	
こ	Kofukasaku	Mon & Thu					Fri	
	Sasamaru	Tue & Fri					Thu	
さ	Shimacho, Shimacho 1- and 2-chome	Mon & Thu					Fri	
	Shinuemonshinden	Tue & Fri					Thu	
す	Suna (Oaza), Sunamachi 2-chome	Mon & Thu					Tue	
	Someya (Oaza), Someya 1- through 3-chome	Tue & Fri					Thu	
な	Nakagawa	Tue & Fri					Thu	
	Nizutsumi	Mon & Thu					Fri	
に	Nishiyamashinden	Tue & Fri					Thu	
	Nishiyamamurashinden	Tue & Fri					Thu	
は	Hasunuma	Mon & Thu					Wed	
	Haruoka 1- through 3-chome	Mon & Thu					Fri	
と	Haruno 1- through 4-chome	Mon & Thu					Fri	
	Higashiarai	Mon & Thu					Thu	
ひ	Higashimiya 1- through 7-chome	Mon & Thu					Tue	
	Higashimiyashita (Oaza), Higashimiyashita 1- through 3-chome	Mon & Thu					Fri	
し	Higashimonzen	Mon & Thu					Fri	
	Hizako	Mon & Thu					Fri	
ふ	Fukasaku (Oaza), Fukasaku 1- through 5-chome	Mon & Thu					Fri	
	Futtono (Oaza), Futtono 1- and 2-chome	Mon & Thu					Fri	
ほ	Horisakicho	Mon & Thu					Tue	
	Marugasaki (Oaza), Marugasakicho	Mon & Thu					Tue	
ま	Mikura	Tue & Fri					Thu	
	Minaminakano	Tue & Fri					Mon	
み	Minaminakamaru	Tue & Fri					Mon	
	Miyagayato (Oaza), Miyagayato 1- through 4-chome	Mon & Thu					Fri	
や	Miyama	Tue & Fri					Thu	
	Yama	Tue & Fri					Thu	

- ★1 Early morning collection district for "burnable waste" (only a part of Kitaurawa 1-chome and 3-chome is an early morning collection district.)
- ★2 For the former Sashiogi area, confirm through this site:
<https://www.city.saitama.lg.jp/001/001/010/p034730.html>
- ★3 Please inquire with neighbors or the local neighborhood community association for more information regarding the location and days of collection.

Sakura Ward			BW	UBW	R-2	H&D	R-1	In-charge
お	Okubodanchi	Tue & Fri					Mon	Eastern Area Sanitation Office
	Okuboryoke	Mon & Thu					Fri	
か	Kamiokubo	Tue & Fri					Mon	
	Goseki	Mon & Thu					Fri	
こ	Zaika	Wed & Sat					Mon	
	Sakawa (Oaza), Sakawa 1- through 6-chome	Wed & Sat					Mon	
し	Sakurada 1- through 3-chome	Mon & Thu					Fri	
	Shibiraki (Oaza), Shibiraki 1- through 4-chome	Mon & Thu					Fri	
し	Shimookubo	Tue & Fri					Mon	
	Shuku	Wed & Sat					Mon	
た	Shirakuwa	Wed & Sat					Mon	
	Jinde	Mon & Thu					Fri	
た	Tajima 1- through 3-chome and 5-chome	Tue & Fri					Thu	
	Tajima 4-chome	Tue & Fri					Mon	
た	Tajima 6-chome (Danchi)	Mon & Thu					Tue	
	Tajima 7- through 10-chome	Mon & Thu					Fri	
つ	Tsukamoto	Mon & Thu					Fri	
	Dojo (Oaza), Dojo 1- and 3- through 5-chome	Mon & Thu					Fri	
と	Dojo 2-chome	Wed & Sat					Fri	
	Nakajima (Oaza), Nakajima 1- through 4-chome	Wed & Sat					Mon	
な	Nishibori (Oaza), Nishibori 1- through 10-chome	Mon & Thu					Fri	
	Nishibori (Lamiyu Urawa High-rise)	Tue & Fri					Mon	
み	Machiya (Oaza), Machiya 1- through 4-chome	Mon & Thu					Fri	
	Minamimotokubo (Oaza), Minamimotokubo 1- and 2-chome	Mon & Thu					Fri	