
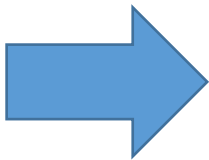
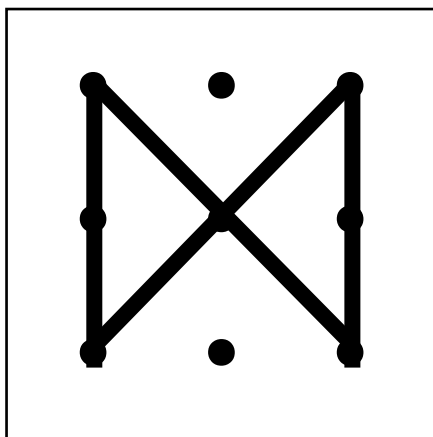

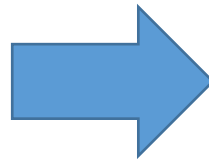
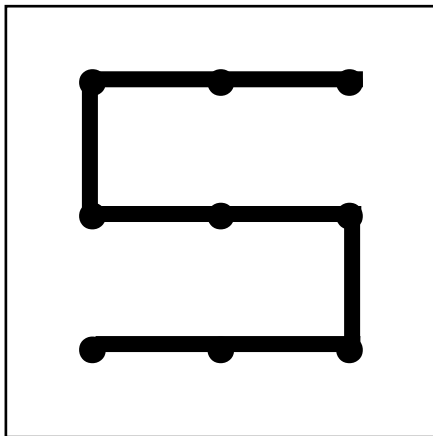

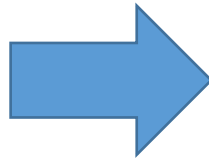
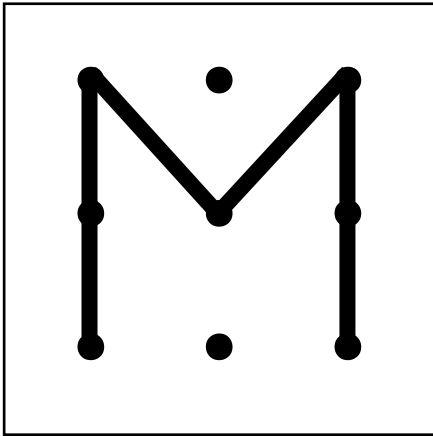


～点つなぎ①～

^{てん}○点をつないで、^{みほん おな かたち}見本と同じ形をかきましょう。

見本


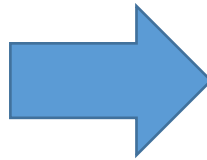
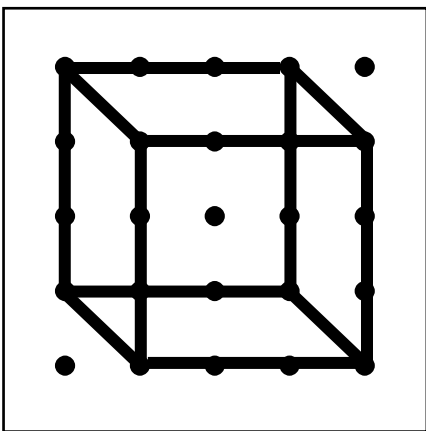

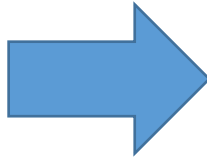
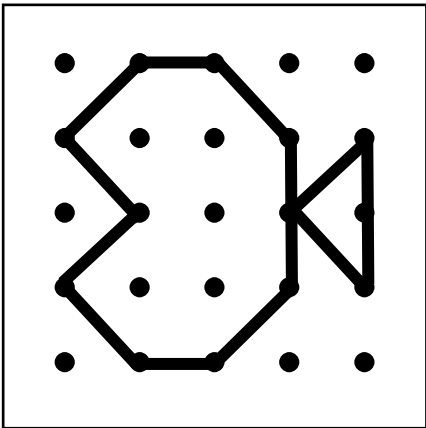

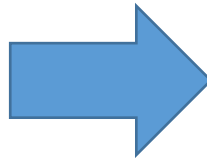
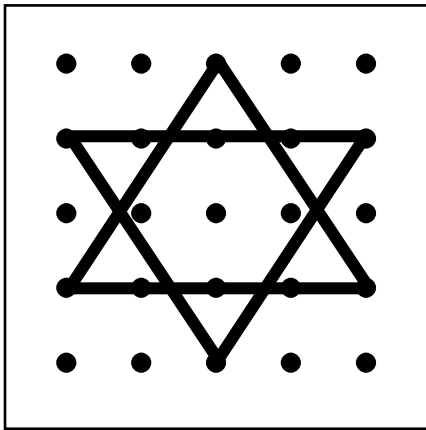


☆チャレンジ☆ ^{じょうぎ}定規を使って^{つか}線^{せん}を引いて^ひみましょう。

～点つなぎ②～

てん
○点をつないで、みほん おな かたち見本と同じ形をかきましょう。

見本


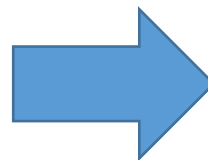
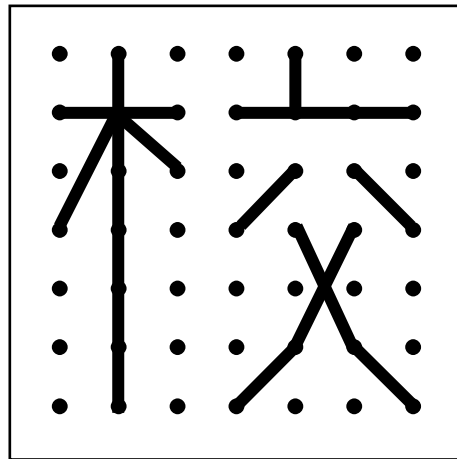

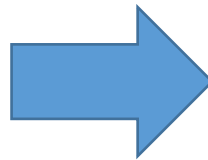
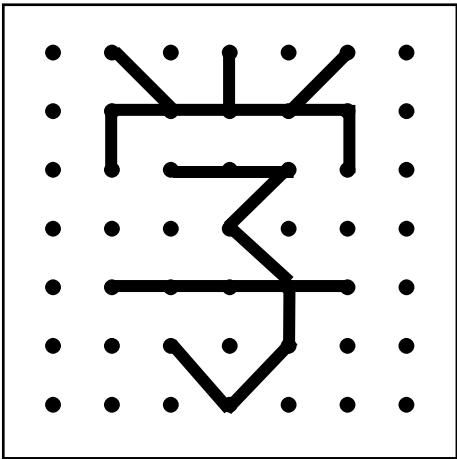

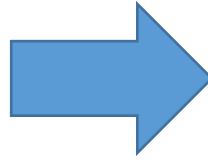
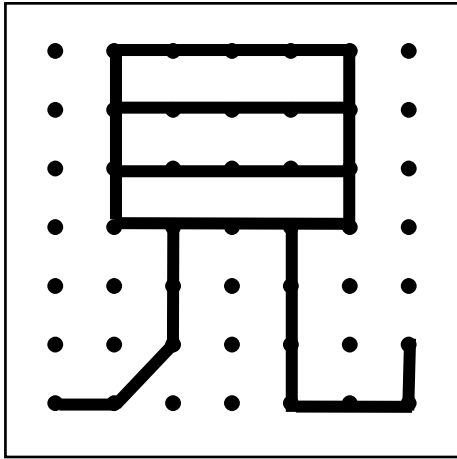


☆チャレンジ☆ じょうぎ 定規を使って つか 線 せん を引いて ひ みましょう。

～点つなぎ③～

^{てん}○点をつないで、^{みほん おな かたち}見本と同じ形をかきましょう。


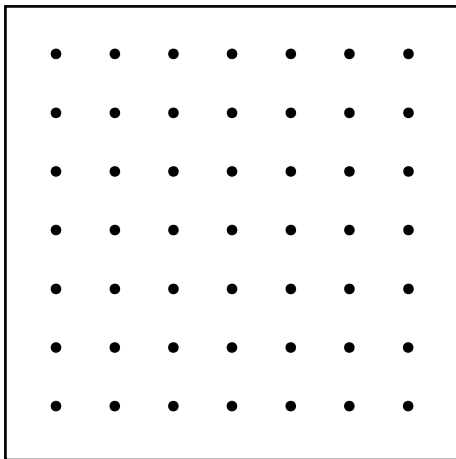




見本



☆チャレンジ☆ ^{じょうぎ} 定規を使って ^{つか} 線 ^{せん} を引いて ^ひ みましょう。

～点つなぎ④～

○習^{なら}った漢^{かんじ}字^{てん}を、点^{あらわ}つなぎで表^{あらわ}してみましよう。



☆チャレンジ☆ 定^{じょうぎ}規^{つか}を使^{せん}って線^ひを引^ひいてみましよう